



# English*Connect* 2

生徒用



# English*Connect* 2

**FOR LEARNERS**

LESSONS 1–25

発行：  
末日聖徒イエス・キリスト教会  
ユタ州ソルトレーク・シティー

© 2017 Intellectual Reserve, Inc.  
All rights reserved.

バージョン：2/17  
原題：EnglishConnect 2 for Learners  
Japanese  
14703 300  
印刷：日本

## ENGLISH-CONNECT 1

## ENGLISH-CONNECT 2

## ENGLISH-CONNECT 3

## PATHWAY-CONNECT

### 初級の中レベルから初級の上レベル

**目的：**雇用の機会を作り、EnglishConnect 2 に備える。

**生徒の略歴：**母国語で読み書きができ、ラテン・アルファベットやフォニックスに慣れ親しんでいる。

**カリキュラム：**ある程度の読み書きの能力と基本的な英会話スキルを身に付ける。

### 中級の下レベルから中級の中レベル

**目的：**雇用の機会を作り、EnglishConnect 3 に備える。

**生徒の略歴：**少なくとも中級の下レベルである。

**カリキュラム：**ある程度の読み書きの能力と基本的な英会話スキルを身に付ける。

### 中級の下レベルから中級の上レベル

**目的：**英語の学力を身に付け、会社での雇用の機会を作る。

**生徒の略歴：**少なくとも中級の下レベルである。

**カリキュラム：**英語のリーディング、ライティング、リスニング、スピーキングの能力を学問的に備える。

このページは現在改良中です。

### 中級の上レベルから上級の下レベル

**目的：**大学で学ぶスキルを身に付け、会社での雇用の機会を作る。

**生徒の略歴：**少なくとも中級の上レベルである。

**カリキュラム：**ライフスキル、ライティング、数学といった大学レベルのコースへ登録する。

EnglishConnect 2 へようこそ。英語の会話スキルは、あなたの生活をより良いものへ変えることでしょう。英語のスキルを身に付けることは、より良い職に就いたり、教育を受ける機会を得られるよう助け、友人の輪を広げるなど、そのほかの多くの方法であなたの役に立ちます。

上記の表に示されている通り、本コースは EnglishConnect と呼ばれる大規模なプログラムの一部です。上記の表から、EnglishConnect が提供できることを把握しましょう。また、時間を取ってこの特定のコースが近い将来にどのような助けとなるか考えてみましょう。

本コースの目的が基本的な英会話スキルを伸ばすことにあるため、EnglishConnect 2 の活動は語句、リスニング、会話練習に焦点を当てています。

本コースでは、クラス外で復習し、実践し、学ぶ際に、インターネットやその他テクノロジー（アプリなど）へのアクセスが必要となります。英会話スキルを伸ばすには、ほかのスキルを伸ばすのと同様、たゆまぬ練習や時間をかけることが助けとなります。ですからクラス内外でできるだけ練習しましょう。勤勉に取り組み、楽しみながら学びましょう。

コースの目的を達成するために人々と協力するとき、犠牲と自立、愛などの恩恵を受けることができます。前向きな姿勢や準備、献身によって、周りの人々の人生が豊かになることでしょう。

成功をお祈りしています。



## 目次

---

はじめに	vi
Lesson 1: Introductory Lesson	2
Lesson 2: Introductions	4
Lesson 3: Interests	6
Lesson 4: Family and Friends	8
Lesson 5: Family and Friends	10
Lesson 6: Feelings and Emotions	12
Lesson 7: Interests	14
Lesson 8: At Home	16
Lesson 9: At Home	18
Lesson 10: Daily Routines	20
Lesson 11: Daily and Weekly Routines	22
Lesson 12: Past Experiences, Part 1	24
Lesson 13: Past Experiences, Part 2	26
Lesson 14: Money, Shopping for Food	28
Lesson 15: Money and Shopping	30
Lesson 16: In the Community	32
Lesson 17: In the Community	34
Lesson 18: Holidays	36
Lesson 19: Going on Vacation	38
Lesson 20: Health and Sickness	40
Lesson 21: Health and Sickness	42
Lesson 22: Special Occasions	44
Lesson 23: Special Occasions	46
Lesson 24: Goals and Dreams	48
Lesson 25: Review	50
EnglishConnect 2 Grammar Principles	52
EnglishConnect 2 Lesson and Homework Vocabulary	57

---

# はじめに：ENGLISHCONNECT 2

## なぜ英語を勉強しているのですか？

EnglishConnect へようこそ！英語の学習は、教育を受ける機会を生かしたり、より良い仕事を得たり、友人の輪を広げたりするうえで役立ちます。EnglishConnect のレッスンは、英語を話すスキルや会話のスキルを高める助けとなります。本レッスンでは、英語の読み書きは教えません。英語の読み書きのスキルは、ほかの EnglishConnect のコースで学ぶことができます。

始める前に、あなたが英語を学ぶ理由を見定め、それを書き留めてください。くじけそうになったら、書いたことを読み返しましょう。自分が英語を学んでいる理由を覚えておくことは、モチベーションを維持するうえで役立ちます。

わたしが英語を学んでいる理由は \_\_\_\_\_  
\_\_\_\_\_

英語の習得を成功させるには、次のことを行うことが重要です—

- 毎日英語を練習する。わずかな日数でたくさん練習するよりも、毎日少しずつ練習するほうが効果的です。
- 週ごとに英語の目標を立てる。「新しい単語を 20 個覚える」といった、具体的な目標にすべきです。目標を書き留めて、進捗状況を記録します。

いつ、何を、どこで、どのように学習するか決めることも重要です。

## 何を勉強するか

### EnglishConnect 生徒用テキスト

本書は、EnglishConnect コースを受講中に役立てていただけます。各課に、活動を始めとする役立つリソースが含まれています。ただし、本書のみでは英語を習得することはできません。そのため、毎週クラスに参加することが重要となります。

- 毎週、本書をクラスに持参する。
- メモを取ったり、活動を行う際に、本書に書き込む。
- 今回のレッスンに出てきた単語を復習し、語彙付録に載っている宿題用の単語を覚える。
- 翌週のクラスのレッスンを予習する。
- 文法付録（巻末）を使って、クラスで使う文法を復習する。

## 英語の練習計画

EnglishConnect コースには、毎週 10 時間以上英語を練習し、継続的に練習時間を記録できるようにするための計画表が付いています。この計画表を使って、練習に費やした時間を記録し、進捗状況を把握しましょう。「英語の練習計画」には、練習方法がいくつか提案されています。

- 毎週クラスに参加して、英語を話す練習をしたり、聞いたりする。
- EnglishConnect の各レッスンの終わりにある「行ってみよう」を実践する。これにより、クラスで学んだことを応用する機会を得ることができる。
- 各レッスンに出てきた単語を復習し、練習する。単語を声に出して言うだけでなく、書く練習もする。
- 資料の巻末に載っている宿題用の単語を練習する。宿題用の単語は、レッスンで学ぶ単語を発展させたものである。
- レッスンに出てきた会話を、パートナーと一緒に、または一人で練習する。
- 翌週のクラスで習う単語を予習する。予習することで、翌週の学習内容に備える。
- Duolingo は、Android と Apple のユーザーが無料で利用できるオンラインリソースです。対応するアプリストアにアクセスしてください。Duolingo は自分のスマホのデータを使うので、携帯端末が WiFi に接続しているときに使用するとよいでしょう。Duolingo は、www.duolingo.com からオン

# LESSON 2: INTRODUCTIONS

## What do you like to do?

### WARM-UP

#### Objectives

1. I will learn to introduce myself.
2. I will learn to introduce other people.

#### Grammar

I	<b>like</b> <b>don't like</b>	<b>to</b> <u>(verb)</u>
you		
we		
they		
he/she/it	<b>likes</b> <b>doesn't like</b>	


#### Vocabulary

Japan  
Germany  
Mexico  
The United States  
Write some countries  
near your country:

\_\_\_\_\_

\_\_\_\_\_

\_\_\_\_\_



**Verbs**  
watch (sports, TV)  
play (soccer, the violin)  
cook  
shop  
sing  
sew  
listen (to music)  
travel

### LESSON CONVERSATION AND ACTIVITIES

#### Conversation

**A:** Hi! I'm Susan. What's your name?

**A:** I'm from Canada. What about you?

**B:** I'm Romy. Where are you from, Susan?

**B:** I'm from Germany, and this is my friend Ashley. She's from the United States. She likes to travel and so do I. What about you? What do you like to do?

#### Pronunciation Principle: Linking and Reducing Words

In English, people put stress on the important words in a phrase. This means they make parts of some words *longer* and *louder* than the other words in the sentence. They say the other words very quickly and they sound *shorter*.

What about **you**? What do **you** like to do? = Whadabouch**oo**? Whady**oo**liketadoo?  
 What does **she** like to do? = Whadas**hee**liketadoo?

#### LEARNING STRATEGY

Set a language learning goal that is meaningful. Ask yourself, "What do I want to do with English?"



### Instructor-Guided Practice

1. "I'm \_\_\_\_\_. I'm from \_\_\_\_\_. I like to \_\_\_\_\_. What about you? Where are you from? What do you like to do?"
2. "This is \_\_\_\_\_. He's from \_\_\_\_\_. He likes to \_\_\_\_\_, but he doesn't like to \_\_\_\_\_."
3. "We like to \_\_\_\_\_, but we don't like to \_\_\_\_\_."
4. "They like to \_\_\_\_\_, but they don't like to \_\_\_\_\_."

### Activity 1

Talk about the people in the pictures. Where do you think each person is from? What does each person like to do?

**Raul**



**Kota**



**Lisa**



### Activity 2

Talk with a partner about what you like and what you don't like.

	I like to . . .	I don't like to . . .
My partner likes to . . .	1.	2.
My partner doesn't like to . . .	3.	4.

Now introduce your partner to another group.

### Listening

[www.mormon.org/sarahg](http://www.mormon.org/sarahg)

1. Name three countries Sarah visited.
2. Where is she from?

### WRAP-UP

#### Summary

Now I can . . .

- 1. introduce myself.
- 2. introduce other people.

Now I know . . .

---



---



---

#### Invitation to Act

Teach someone how to introduce a friend in English.

# LESSON 3: INTERESTS

## What do you like doing?

### WARM-UP

#### Objectives

1. I will learn to talk about my likes and dislikes.
2. I will learn to ask others what they like doing.
3. I will learn to talk about others' likes and dislikes.

#### Grammar

I	<b>like</b> <b>don't like</b>	to <u>(verb)</u>	I	<b>like</b> <b>don't like</b>	<u>(verb)</u> + <b>ing</b>
you			you		
we			we		
they			they		
he/she/it	<b>likes</b> <b>doesn't like</b>		he/she/it	<b>likes</b>	

#### Vocabulary

##### Verbs

swim                      paint                      jog  
 play (games, sports)    cook                      read  
 write                      dance

##### Adjectives

fun                      relaxing  
 interesting              tiring  
 boring                    challenging

### LESSON CONVERSATION AND ACTIVITIES

#### Conversation

- |   |   |
|---|---|
| <p><b>A:</b> So, what do you like doing?<br/> <b>B:</b> Well, I like writing.<br/> <b>A:</b> Really? Why do you like doing that?<br/> <b>B:</b> I like it because it's relaxing. What do you like doing?<br/> <b>A:</b> I like playing basketball because it's good exercise.</p> | <p><b>B:</b> I don't like playing sports.<br/> <b>A:</b> Why not?<br/> <b>B:</b> Because it's tiring. What are some things you don't like doing?<br/> <b>A:</b> I don't like reading because it's boring.</p> |
|---|---|

#### Pronunciation Principle: Syllables

Write the number of syllables in each word next to it in the box.

swimming	exciting	games	writing
challenging	jogging	piano	sports

#### LEARNING STRATEGY

Set a language learning goal that is specific, such as "I want to learn 20 new words weekly."

## Instructor-Guided Practice

**A:** So, what do you like doing?

**B:** Well, I like \_\_\_\_\_.

**A:** Really? Why do you like doing that?

**B:** I like it because \_\_\_\_\_. What do you like doing?

**A:** I like \_\_\_\_\_ because \_\_\_\_\_.

**B:** I don't like \_\_\_\_\_.

**A:** Why not?

**B:** Because \_\_\_\_\_. What are some things you don't like doing?

**A:** I don't like \_\_\_ because \_\_\_\_\_.

## Activity 1


What do these people like doing?



**Ahmad**



**Cho**



**David**

## Activity 2

Find someone who . . .

likes writing \_\_\_\_\_

likes playing games \_\_\_\_\_

likes dancing \_\_\_\_\_

likes cooking \_\_\_\_\_

doesn't like playing sports \_\_\_\_\_

doesn't like jogging \_\_\_\_\_

doesn't like reading \_\_\_\_\_

doesn't like painting \_\_\_\_\_

## Listening

[www.mormon.org/sunday](http://www.mormon.org/sunday)

1. Name three things Sunday likes doing.

## WRAP-UP

### Summary

Now I can . . .

- 1. talk about my likes and dislikes.
- 2. ask others what they like doing.
- 3. talk about others' likes and dislikes.

Now I know . . .

---



---



---

### Invitation to Act

Ask 3 people what they like doing and what they don't like doing.

# LESSON 4: FAMILY AND FRIENDS

## Who is in your extended family?

### WARM-UP

#### Objectives

1. I will learn to talk about my extended family.
2. I will learn to ask questions about others' extended families.

#### Target Phrases

Who is in your extended family?	I have <u>two uncles and one cousin</u> .
Tell me about your <u>uncle</u> .	He/She is <u>intelligent</u> .
How old is he/she?	My <u>cousin</u> is <u>7</u> years old.
Does he/she work?	Yes, he/she does. No, he/she doesn't.
Where does he/she work?	He/She works at <u>the bank</u> .

#### Vocabulary

<b>Extended Family</b>	stepmother
great-grandmother	stepfather
great-grandfather	stepbrother
grandmother/grandma	stepsister
grandfather/grandpa	aunt
father-in-law	uncle
mother-in-law	cousin
brother-in-law	niece
sister-in-law	nephew

<b>Personality</b>
funny
intelligent
athletic
artistic
<b>Appearance</b>
tall/short
fat/thin
old/young



### LESSON CONVERSATION AND ACTIVITIES

#### Conversation

- |  |  |
|--|--|
| <b>A:</b> So, tell me about your extended family.              | <b>A:</b> Oh really? How old is she?   |
| <b>B:</b> Well, I have two uncles, an aunt, and a cousin . . . | <b>B:</b> She's 20 years old, a little younger than me. She actually works in the same building as I do. |
| <b>A:</b> Oh, just one cousin? I have 10 cousins.              | <b>A:</b> Oh! Where does she work?   |
| <b>B:</b> Yeah, she and I actually live together.              | <b>B:</b> She works at the bank.   |

#### Pronunciation Principle: Question Intonation

##### Yes/No Questions

Example: Does your uncle work?

##### "Wh" Questions

Example: Where does he work?

Practice:

Do you like swimming?	How old is your brother?	What about you?	Do you have any cousins?
What do you like to do?	Does he like his job?	Is your mother tall?	Where do you work?

#### LEARNING STRATEGY

Start a vocabulary notebook. Write down the words and phrases you learned today. Use them during the week.

## Instructor-Guided Practice

**A:** Who is in your extended family?

**B:** I have \_\_\_\_\_.

**A:** How old is your \_\_\_\_\_?

**B:** He/She is \_\_\_\_\_ years old.

**A:** Does your \_\_\_\_\_ work?

**B:** Yes, he/she does.

**A:** Where does he/she work?

**B:** He/She works at \_\_\_\_\_.

**A:** Tell me about your \_\_\_\_\_.

**B:** He/She is \_\_\_\_\_.

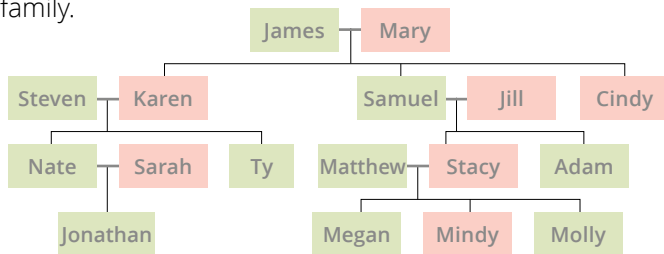
## Activity 1

Choose a family to describe. Your partner will listen to you and guess the family.



## Activity 2

Part 1: Ask questions and describe James and Mary's family.



Part 2: Draw your own family tree.

## Listening

[www.mormon.org/nelisa](http://www.mormon.org/nelisa)

1. Name three family members living with Nelisa.

## WRAP-UP

### Summary

Now I can . . .

- 1. talk about my extended family.
- 2. ask questions about others' extended family.

Now I know . . .

---



---



---

### Invitation to Act

Ask a friend about his or her extended family. Practice describing your family in English.

# LESSON 5: FAMILY AND FRIENDS

## What is your family like?

### WARM-UP

#### Objectives

1. I will learn to describe and compare myself to you.
2. I will learn to describe my family and friends.
3. I will learn to compare myself, my family, and my friends.

#### Grammar (pattern only for 1-syllable adjectives)

I	<b>am</b>	<u>(adjective)</u> <b>+er than</b>	you him her them my sister my uncle my mother
you	<b>are</b>		
we			
they			
he/she	<b>is</b>		

#### Vocabulary

married/single bald blue/brown/green eyes beard long/short hair glasses	<b>1-Syllable Adjectives</b> taller/shorter bigger/smaller younger/older louder/quieter*  * Quiet can be used with -er and more/less.	<b>Longer Adjectives</b> more/less intelligent more/less beautiful more/less athletic more/less generous more/less thoughtful more/less patient more/less quiet* more/less outgoing
--	--	---

### LESSON CONVERSATION AND ACTIVITIES

#### Conversation

- A:** My mom is taller than my dad. My dad is short and he has a beard. He's really funny.
- B:** Really? What's your mom like?
- A:** She is quiet and thin. I'm more like my mom, but I'm shorter than her.
- B:** Is your dad quiet?
- A:** No he isn't. He's outgoing. He always makes jokes. He's bald and he wears glasses.

#### Pronunciation Principle: Sentence Stress

Repeat with the instructor:

"My **mom** is **taller** than my **dad**."

"My **dad** is **short**."

"My **dad** has a **beard**."

"He's **really funny**."

"He's **bald** and he **wears glasses**."

#### LEARNING STRATEGY

Make flash cards for new vocabulary so you can practice new words during the day.

### Instructor-Guided Practice

- |          |                          |                |  |
|----------|--------------------------|----------------|--|
| 1. tall  | "I am _____ than _____." | 6. outgoing    | "He/she is more/less _____ than _____."  |
| 2. short | "I am _____ than _____." | 7. athletic    | "He/she is more/less _____ than _____."  |
| 3. old   | "I am _____ than _____." | 8. patient     | "He/she is more _____ than my mother."   |
| 4. loud  | "I am _____ than _____." | 9. intelligent | "He/she is more _____ than a professor." |
| 5. young | "I am _____ than _____." | 10. beautiful  | "He/she is more _____ than a model."     |

### Activity 1

Talk about the people in the pictures. Compare them to each other.



**Susan and her mom**



**Sam and Helen**



**Anaya and Yash**

### Activity 2

Describe yourself and your partner.

Put adjectives in the boxes (for example, "I am tall," "We are both quiet," "My partner is short").

I am . . .	We are both . . .	My partner is . . .
------------	-------------------	---------------------

Now talk to another group. Talk about how your partner compares to you.

### Listening

[www.mormon.org/vance](http://www.mormon.org/vance)

- How does Luis Vance describe his two daughters?
- How does Luis's wife describe him?

### WRAP-UP

#### Summary

Now I can . . .

- 1. describe and compare myself to you.
- 2. describe my family and friends.
- 3. compare myself, my family, and my friends.

Now I know . . .

---



---



---

#### Invitation to Act

Teach someone how to compare two people in English.

# LESSON 6: FEELINGS AND EMOTIONS

## How are you?

### WARM-UP

#### Objectives

1. I will learn to talk about my feelings and why I feel them.
2. I will learn to ask you how you feel.
3. I will learn to show empathy.

#### Target Phrases

Are you all right? Is something wrong?  
 Is everything OK? How are you feeling?  
 Why are you feeling sad? What happened?  
 I'm sad because my grandmother is sick.  
 I feel nervous when I speak in front of people.




#### Showing Empathy

I'm sorry that you feel sad.  
 Sorry about your grandmother.

#### Vocabulary

##### Feelings and Emotions

happy	mad
surprised	embarrassed
bored	afraid
tired	sad
frustrated	angry



### LESSON CONVERSATION AND ACTIVITIES

#### Conversation

**A:** Hey Andrea, are you all right? You look sad.  
**B:** Well, I'm kind of frustrated.  
**A:** Oh, no! What happened? Why are you frustrated?  
**B:** I just had a fight with my brother, but it's OK. I'll be all right.

**A:** Wow! \*I'm sorry. Is he mad at you?  
**B:** Yeah, it's because I broke his phone.  
 \* People often say "I'm sorry" in American culture to show compassion and empathy. When you say "I'm sorry," it does not always mean that you did something wrong.

#### Pronunciation Principle: Sounds of the Letter a

1. Listen to and repeat these words with your instructor.

mad	sad	can	am	had
hat, hot	an, on	last, lost		

2. Listen to the difference between these two sentences. Then practice the words below.

The child is lost.      The child is last.  
 and   dance   soccer   had   shop   at   not   ask   hot   dad   black

#### LEARNING STRATEGY

A useful phrase to use in class is "How do you say \_\_\_\_\_ in English?"



## Instructor-Guided Practice

1. I feel **happy** when \_\_\_\_\_ I see my family \_\_\_\_\_.
2. I feel **bored** when \_\_\_\_\_.
3. I feel **nervous** when \_\_\_\_\_.
4. I feel **frustrated** when \_\_\_\_\_.
5. I feel **afraid** when \_\_\_\_\_.
6. I'm **embarrassed** because \_\_\_\_\_.
7. I'm **mad** because \_\_\_\_\_.
8. I'm **sad** because \_\_\_\_\_.
9. I'm **angry** because \_\_\_\_\_.
10. I'm **surprised** because \_\_\_\_\_.

## Activity 1

Your instructor will assign an emotion to you. Think about why you would feel this emotion.

- |              |                |           |
|--------------|----------------|-----------|
| 1. happy     | 4. tired       | 7. afraid |
| 2. surprised | 5. frustrated  | 8. sad    |
| 3. bored     | 6. embarrassed | 9. angry  |

## Activity 2

Partner A

happy



tired




Partner B

bored



mad



## Listening

[www.mormon.org/shawni](http://www.mormon.org/shawni)

1. What does Shawni like to do?
2. How does Shawni feel if she doesn't "catch the moments"?

## WRAP-UP

### Summary

Now I can . . .

- 1. talk about my feelings and why I feel them.
- 2. ask you how you feel.
- 3. show empathy.

Now I know . . .

---



---



---

### Invitation to Act

Learn 5 new words for emotions and write a sentence with each word. Bring them back next time to show your instructor. (See the homework vocabulary in the back of the manual.)

# LESSON 7: INTERESTS

## Will you help me?

### WARM-UP

#### Objectives

1. I will learn to ask for help.
2. I will learn to understand commands.

#### Target Phrases

Polite Requests	More Direct Requests	Some Possible Answers
<b>Will you</b> <u>clean this room</u> ?	<b>I need you</b> <u>to clean your room</u> .	<b>Yes, I will/can</b> <u>clean my room</u> .
<b>Would you</b> <u>fix my bicycle</u> ?	<b>I want you</b> <u>to pick up your sister</u> .	<b>No, I won't/can't</b> <u>pick her up</u> <b>because</b> <u>I have a meeting</u> .
<b>Can you</b> <u>lend me your pencil</u> ?		
<b>Could you</b> <u>pick up your sister</u> ?		

#### Vocabulary

clean	take care of	take (someone to a place)
fix	pick up	send
give (a ride)	drop off	run an errand
lend	contact	make a phone call



### LESSON CONVERSATION AND ACTIVITIES

#### Conversation: Asking for Help

<b>A:</b> Hey, can you pick Sarah up after school today?	<b>B:</b> But what about tomorrow afternoon? I could pick her up then.
<b>B:</b> Actually I can't because I have a meeting at that time. Sorry.	<b>A:</b> Oh, can you?
<b>A:</b> OK. Could you give her a ride to school tomorrow morning? I need to take John to the doctor.	<b>B:</b> Yeah.
<b>B:</b> Unfortunately, that won't work either. I've got to make an important phone call at 8:00 a.m.	<b>A:</b> That would be wonderful! I'll take John to the doctor tomorrow afternoon then.
<b>A:</b> OK, I'll drop her off tomorrow.	<b>B:</b> All right, sounds like a plan.

#### Pronunciation Principle: Sounds of the Letter a

Listen to and repeat these words after your instructor:

say	may	hay	a-ble	A-my	Da-vid
hay, had	may, mad	pay, pad			

Practice saying these words with a partner:

a-gent	hap-py	play	pa-per	cap-tain	gram-mar
na-tion	tray	ap-ple			

#### LEARNING STRATEGY

Don't be afraid to ask someone to repeat something. For example, "Could you repeat that, please?"

## Instructor-Guided Practice

**A:** Will you \_\_\_\_\_?

**B:** Yes/No, \_\_\_\_\_.

**A:** Would you \_\_\_\_\_?

**B:** Yes/No, \_\_\_\_\_.

**A:** Can you \_\_\_\_\_?

**B:** Yes/No, \_\_\_\_\_.

**A:** Could you \_\_\_\_\_?

**B:** Yes/No, \_\_\_\_\_.

## Activity 1

Use “Will you . . . ?” “Would you . . . ?” “Can you . . . ?” and “Could you . . . ?” to ask other learners for help.

I need someone to help me . . .

1. \_\_\_\_\_.
2. \_\_\_\_\_.
3. \_\_\_\_\_.
4. \_\_\_\_\_.

Name of the person who will help:

1. \_\_\_\_\_
2. \_\_\_\_\_
3. \_\_\_\_\_
4. \_\_\_\_\_

## Activity 2

Act it out! What questions would you use in these situations? What vocabulary would you use? Act out the situation with a partner.

### Situation 1

A parent asks a child to clean her room.

### Situation 2

A boy wants to borrow a toy from a friend.

### Situation 3

A businesswoman needs to set a meeting with her boss.

### Situation 4

A boy wants help on schoolwork from a parent.

### Situation 5

A boss wants a worker to send an email.

### Situation 6

A woman wants help from a friend.

## Listening

[www.mormon.org/erick](http://www.mormon.org/erick)

1. What happened to Erick?
2. Why did the other soldiers tease Erick?

## WRAP UP

### Summary

Now I can . . .

- 1. ask for help.
- 2. understand commands.

Now I know . . .

---

---

### Invitation to Act

Ask questions this week using the polite forms (**will you**, **would you**, **can you**, and **could you**).

# LESSON 8: AT HOME

## Where do you live?

### WARM-UP

#### Objectives

1. I will learn to describe where I live.
2. I will learn to ask where you live.
3. I will learn to talk about why I like or don't like living where I live.

#### Grammar

Where do you live?

Do you like living there?

Why do you like living there?

I live on **251 West Third** street.

It's in a **safe** part of **Philadelphia**.

My home is **noisy**.

I like/don't like living there because it's **lively**.

#### Vocabulary

##### Places

city  
town  
village  
neighborhood  
street  
avenue  
road

##### Adjectives to Describe Places

safe / unsafe  
quiet / noisy  
not crowded / crowded  
historic / new  
peaceful / lively  
beautiful / ugly



### LESSON CONVERSATION AND ACTIVITIES

#### Conversation

**A:** Where do you live?

**B:** I live on 231 Baker Street. Do you know that area?  
It's in a lively part of Jackson.

**A:** Oh yeah. Do you like living there?

**B:** Not really. My house is small, and there's a lot of traffic. It's pretty noisy and not very safe.

**A:** That's too bad. I live on 1612 Orange Grove Road.  
It's in a historic part of Gulfport.

**B:** Oh yeah. How do you like it?

**A:** I love it! The neighborhood is quiet, and the houses are old and beautiful.

**B:** That sounds nice! I'd like to move to a place like that someday.

#### Pronunciation Principle: the letter o

The letter **o** in English can have two sounds:

no – not      go – got      so – sock

#### Practice

do**o**-tor   hel-**l**o   of-**f**ice   **o**-kay   **o**ff   so**o**-cer   Mex-i-**o**   jo**g**   sho**p**   **o**'-clock   con-**t**act   his-**t**o-ric   jo**g**-ging

#### LEARNING STRATEGY

Take small opportunities to practice English. Write lists in English, or if you use a computer or cell phone, switch the language to English. Watch English TV.

## Instructor-Guided Practice

**A:** Where do you live?

**B:** I live on \_\_\_\_\_. It's in a \_\_\_\_\_ part of \_\_\_\_\_.

**A:** Do you like living there?

**B:** Yes/No, because \_\_\_\_\_. Where do you live?

**A:** I live on \_\_\_\_\_. It's in a \_\_\_\_\_ part of \_\_\_\_\_.

**B:** Do you like living there?

**A:** Yes/No, because \_\_\_\_\_.



## Activity 1

Talk with a partner about what you like and what you don't like about where you live.

	I like where I live because . . .	I don't like where I live because . . .
My partner likes where he or she lives because . . .	1.	2.
My partner doesn't like where he or she lives because . . .	3.	4.

## Activity 2

Draw a map of where you live. What is close to your home?

## Listening

[www.mormon.org/kristy](http://www.mormon.org/kristy)

1. Where does Kristy live?
2. What does she love about her city?

## WRAP-UP

### Summary

Now I can . . .

- 1. describe where I live.
- 2. ask where you live.
- 3. talk about why I like or don't like living where I live.

Now I know . . .

---



---



---

### Invitation to Act

Draw a map of where a friend or family member lives. Bring it next time and be ready to explain to the class what is close to where the friend or family member lives.

# LESSON 9: AT HOME

## Where did you grow up?

### WARM-UP

#### Objectives

1. I will learn to describe where I grew up.
2. I will learn to talk about what I was like when I was younger.

#### Grammar

To Be (Past)			To Have (Past)		
I	was	<b>Adjective</b> well-behaved athletic	I	had	<b>Noun</b> a dog a lot of friends a big house a small car
you	were		you		
we		we			
they		they			
he/she/it	was	<b>Prepositional Phrase</b> in front of the house near the park	he/she/it		

#### Vocabulary

##### Adjectives

outgoing  
kind  
happy  
athletic  
energetic  
well-behaved  
silly  
shy

mean  
angry  
obedient / disobedient  
respectful / disrespectful  
wild  
calm  
**Past Tense Phrases**  
There was . . .  
There were . . .

##### Prepositions (review)

next to  
across from  
near to  
close to  
far from  
between  
in front of



### LESSON CONVERSATION AND ACTIVITIES

#### Conversation

- A:** Where did you grow up?
- B:** I'm from Utah. Have you heard of Orem?
- A:** Yes! Where in Orem?
- B:** Honestly, I don't remember exactly where. I was very young. My house was next to a big park and there was a school across the street. But later we moved.
- A:** I don't remember much about my house when I was younger, but we lived near a grocery store. So, what were you like when you were little?
- B:** I was actually kind of shy, mostly well-behaved. I had a lot of friends though.

#### Pronunciation Principle: the letters **i** and **y**

##### Practice

Chi-na lit-tle Fri-day in-ter-est pri-vate mis-ter sis-ter ty-ping win-dow si-lent

#### LEARNING STRATEGY

Write in a journal every day in English. This will help you learn to express your thoughts in English.

## Instructor-Guided Practice

1. When I was younger I \_\_\_\_\_ athletic.
2. When I was younger I \_\_\_\_\_ a big house.
3. When I was younger I \_\_\_\_\_ one friend.
4. When I was younger I \_\_\_\_\_ shy.
5. When I was younger I \_\_\_\_\_ short hair.
6. There \_\_\_\_\_ a park next to my house.
7. There \_\_\_\_\_ a lot of kids at my school.
8. There \_\_\_\_\_ a hotel close to my school.
9. There \_\_\_\_\_ some trees outside my house.
10. There \_\_\_\_\_ roses in our backyard.

## Activity 1

Use **there was** and **there were** and **had** to describe these pictures in the past tense.



## Activity 2

Draw a picture of the house or the neighborhood you grew up in and then describe to your partner what it was like. Also, draw a picture of yourself as a child and talk about what you were like when you were younger.

## Listening

[www.mormon.org/frank](http://www.mormon.org/frank)

1. Where did Frank hang out as a kid?
2. Describe his grandmother's house.
3. What did his grandparents call him when he was young?

## WRAP-UP

### Summary

Now I can . . .

- 1. describe where I grew up.
- 2. talk about what I was like when I was younger.

Now I know . . .


## Invitation to Act

Ask a friend about where he or she grew up. Write about your friend in English. Next time you come to class, share some things about your friend with a partner.

# LESSON 10: DAILY ROUTINES

## What do you do every day?

### WARM-UP

#### Objectives

1. I will learn to talk about my daily routines.
2. I will learn to ask about the daily routines of others.

#### Grammar

subject	frequency word	verb		subject	verb	frequency phrase
I	always	go shopping	on Thursdays.	I	go shopping	once a month.

#### Vocabulary

<p>a lot</p> <p>↑</p> <p>↑</p> <p>↑</p> <p>↓</p> <p>↓</p> <p>not at all</p>	<p><b>always</b></p> <p><b>usually</b></p> <p><b>sometimes</b></p> <p><b>never</b></p>	<p><b>Frequency Words</b></p> <p>always</p> <p>usually</p> <p>sometimes</p> <p>never</p> <p><b>Frequency Phrases</b></p> <p>every day</p> <p>every weekend</p> <p>once a week</p> <p>once a month</p> <p>once in a while</p> <p>right now</p>	<p><b>Review Words</b></p> <p>eat</p> <p>study</p> <p>work</p> <p>listen to music</p> <p>shop</p> <p>dance</p> <p>play sports</p>	<p>get up</p> <p>take a shower</p> <p>get dressed</p> <p>eat breakfast</p> <p>brush my teeth</p> <p>go to work</p> <p>eat lunch</p> <p>go to school</p> <p>go home</p> <p>eat dinner</p> <p>watch TV</p> <p>go to bed</p>
---	--	---	---	---



### LESSON CONVERSATION AND ACTIVITIES

#### Conversation 1

- A:** Tell me what you do every day.
- B:** I usually get up at 7:00 and then I always go to work at 8:00. Sometimes I go out with friends after work.
- A:** You sound busy. When do you go shopping?
- B:** I only go about once a month.

#### Conversation 2

- A:** What do you do for fun?
- B:** I go dancing every weekend.
- A:** Every weekend?! Wow! So, do you play sports as well?
- B:** Once in a while I play basketball.

#### Pronunciation Principle: the letter e

me-met      be-bet      we-wet

Write the words you hear

---



---



---

#### Practice

bed, be, best, help, he, hen, let, ten, we, rest

#### LEARNING STRATEGY

Find a partner! Having a partner will motivate you both to try harder and not give up.



## Instructor-Guided Practice

**A:** Tell me what you do every day.

**B:** I usually \_\_\_\_\_ at \_\_\_\_\_ and then I always \_\_\_\_\_ at \_\_\_\_\_. Sometimes I \_\_\_\_\_.

**A:** So, when do you \_\_\_\_\_?

**B:** Well, I never \_\_\_\_\_ during the week.  
I only \_\_\_\_\_ about once a month.

**A:** What do you do for fun?

**B:** I \_\_\_\_\_ every weekend.

**A:** Every weekend?! Wow! So, do you \_\_\_\_\_ as well?

**B:** Once in a while I \_\_\_\_\_.

## Activity 1

Ask 5 of your classmates to respond to this request: "Tell me what you do every day." Write the answers and report them to a partner.

Person	Answer to "Tell me what you do every day."
1.	_____
2.	_____
3.	_____
4.	_____
5.	_____

## Activity 2

Write down activities you do during a typical day (weekday or weekend). Write down at least 8 activities. (Example: On weekdays I get up at 7 o'clock.)

1.	_____	5.	_____
2.	_____	6.	_____
3.	_____	7.	_____
4.	_____	8.	_____

## Listening

[www.mormon.org/kirk](http://www.mormon.org/kirk)

1. What time does Kirk get up every day?
2. What does he do every day?
3. Why does he do this every day?
4. What is an Ironman?

## WRAP-UP

### Summary

Now I can . . .	Now I know . . .
<input type="radio"/> 1. talk about my daily routines.	_____
<input type="radio"/> 2. ask about the daily routines of others.	_____

## Invitation to Act

Pay attention to what you do every evening before you go to bed. Come next class prepared to tell someone what you usually do before you go to bed.

# LESSON 11: DAILY AND WEEKLY ROUTINES

## What did you do over the weekend?

### WARM-UP

#### Objectives

1. I will learn to talk about what I did over the weekend.
2. I will learn to ask about what others did yesterday.

#### Grammar

Target Phrases	Grammar: Past Tense Verbs
What did you do over the weekend?	For regular past tense verbs, add <b>-d</b> or <b>-ed</b> to the end of the verb:
How was your weekend?	wanted <b>ed</b> liked <b>ed</b> exercised <b>ed</b> worked <b>ed</b>
It was <u>great</u> !	watch <b>ed</b> TV      stay <b>ed</b> home      shopp <b>ed</b> studi <b>ed</b>
<u>Yesterday</u> I watched TV, exercised, and read a book.	For irregular past tense verbs, you need to memorize their forms:
I went out with some friends <u>last week</u> .	go ► <b>went</b> sleep ► <b>slept</b> have ► <b>had</b> buy ► <b>bought</b>
	read ► <b>read</b> see ► <b>saw</b> eat ► <b>ate</b> come ► <b>came</b>

#### Vocabulary

Time Phrases	last weekend	last Monday / Friday / Saturday
yesterday	last week / month / year	the other day
over the weekend	a week ago	

Sunday	Monday	Tuesday	Wednesday	Thursday	Friday	Saturday
			1	2	3	4
5	6	7	8	9	10	11
12	13	14	15	16	17	18

### LESSON CONVERSATION AND ACTIVITIES

#### Conversation 1

- A:** What did you do yesterday?
- B:** I went shopping.
- A:** Oh, how was it? What did you buy?
- B:** It was great! I bought some new shoes.
- A:** Oh really? I actually just bought some shoes a week ago. What kind did you buy?

#### Conversation 2

- A:** How was your weekend?
- B:** It was pretty good. I washed the car, exercised, and had dinner with my grandparents. On Saturday, I went out with some friends. What did you do?
- A:** I just stayed home, cleaned my room, and watched TV.
- B:** That doesn't sound very exciting.

#### Pronunciation Principle: Pronouncing Regular Past Tense **-ed** Endings

Try to say these words with regular past tense **-ed** endings.

1. The letter **e** in the **-ed** endings of these words is not pronounced (example: **cleaned** sounds like [cleend]):

worked    shopped    hiked    watched    liked    cooked    helped    picked    dressed  
 played    studied    cleaned    exercised    happened    prayed    planned    learned

2. The **-ed** endings of these words are pronounced with an [id] sound, because they end in **t** or **d** (example: **wanted** sounds like [want-id]):

wanted    needed    painted    visited    extended    adopted    decided

#### LEARNING STRATEGY

Don't be afraid to speak the language. Making mistakes is normal and OK. You will learn better by using the language as much as you can.

### Instructor-Guided Practice

When was the last time you . . .

went to the movies?	exercised?
watched TV?	read a book?
cleaned your home?	went shopping?
visited a friend?	ate dinner with your family?

Example:  
I went to the movies \_\_\_\_\_.

### Activity 1

Ask and answer these questions with different people in your class. Talk to 3 different people.

- |                                      |                                   |
|--------------------------------------|-----------------------------------|
| 1. What did you do yesterday?        | Answer: Yesterday, I _____        |
| 2. What did you do over the weekend? | Answer: Over the weekend, I _____ |
| 3. What did you do last week?        | Answer: Last week, I _____        |
| 4. What did you do last month?       | Answer: Last month, I _____       |
| 5. What did you do last year?        | Answer: Last year, I _____        |
| 6. What did you do two weeks ago?    | Answer: Two weeks ago, I _____    |

### Activity 2

With a partner, create a conversation about something you did last week. Prepare to perform your conversation in front of your classmates.

<b>A:</b> _____	<b>A:</b> _____
<b>B:</b> _____	<b>B:</b> _____
<b>A:</b> _____	<b>A:</b> _____
<b>B:</b> _____	<b>B:</b> _____

### Listening

[www.mormon.org/devin](http://www.mormon.org/devin)

1. What job did Devin have?
2. What happened to change his life?
3. What happened as a result of this?

## WRAP-UP

### Summary

Now I can . . .	Now I know . . .
<input type="radio"/> 1. talk about what I did over the weekend.	_____
<input type="radio"/> 2. ask about what others did yesterday.	_____
	_____

### Invitation to Act

After this coming weekend, write in your journal about what you did over the weekend. Bring your journal to class next time to share what you wrote with your classmates.

# LESSON 12: PAST EXPERIENCES, PART 1

## What did you do?

### WARM-UP

#### Objectives

1. I will learn to ask questions about the past.
2. I will learn to talk about what I did and where I was in the past.
3. I will learn to talk about where you were in the past.

#### Grammar

Common Past Tense Questions:	How was . . .	the party? the movie?
	Why did . . .	she go home early? you go to the store?
	What did . . .	you do over the weekend? she do last night?

#### Vocabulary

##### Review Past Tense Verbs

- eat ▶ \_\_\_\_\_
- go ▶ \_\_\_\_\_
- see ▶ \_\_\_\_\_
- read ▶ \_\_\_\_\_
- travel ▶ \_\_\_\_\_
- visit ▶ \_\_\_\_\_



##### Past Tense Time Phrases

- yesterday
- one / two / a few days ago
- one / two / a few years ago
- last week
- last month
- last year
- on Saturday



### LESSON CONVERSATION AND ACTIVITIES

#### Conversation

- A:** Hey, where were you on Friday? Why didn't you come to the party?
- B:** I wanted to come, but I had to work. How was it? What did you guys do?
- A:** It was fun. We played some games and then we watched a movie.
- B:** Did you see Halina there?
- A:** Yes, I did, but I didn't talk to her much 'cause she left pretty early.

#### Pronunciation Principle: the letters **i** and **y**

Read these words with a partner, practicing the pronunciation (some of them are review words):

- |            |                 |        |        |           |          |         |
|------------|-----------------|--------|--------|-----------|----------|---------|
| u-su-al-ly | dur- <b>ing</b> | rain-y | win-dy | dri-z-zle | fif-teen | win-dow |
| will       | din-ner         | sing   | snow-y | Chi-na    | mo-vie   | si-lent |

#### LEARNING STRATEGY


Consistent practice is better than studying a lot for one day. Find time each day to practice.

## Instructor-Guided Practice

- |                                     |   |
|-------------------------------------|---|
| 1. Question: What _____ yesterday?  | 1. Answer: I went to a movie yesterday.           |
| 2. Question: What _____ last night? | 2. Answer: We went shopping last night.           |
| 3. Question: How _____ the party?   | 3. Answer: The party was really fun!              |
| 4. Question: _____ at the party?    | 4. Answer: No, I didn't see Sam at the party.     |
| 5. Question: Why _____ early?       | 5. Answer: I went home early because I was tired. |

## Activity 1

Tell your partner what Raul did yesterday.



Tell your partner what Janet did yesterday.



## Activity 2

**A: Suspect.** Tell the detective why you are not guilty. What did you do at 10 p.m. last night?

At 10 p.m. last night, I \_\_\_\_\_

**B: Detective.** Write the name of the suspect and what he or she did last night.

- |                  |                       |
|------------------|-----------------------|
| 1. Suspect _____ | Suspect's story _____ |
| 2. Suspect _____ | Suspect's story _____ |
| 3. Suspect _____ | Suspect's story _____ |



## Listening

[www.mormon.org/kirk](http://www.mormon.org/kirk)

1. What was Kirk's first job?
2. What did he do after that?
3. Why did he change jobs?

## WRAP-UP

### Summary

Now I can . . .

- 1. ask questions about the past.
- 2. talk about what I did and where I was in the past.
- 3. talk about where you were in the past.

Now I know . . .

---



---



---

### Invitation to Act

Write down 4 or 5 questions that you can use to ask a partner about what he or she did during the week. For the next class, come prepared to ask a partner the questions you created.

# LESSON 13: PAST EXPERIENCES, PART 2

## What happened?

### WARM-UP

#### Objectives

1. I will learn to describe a past experience.
2. I will learn to ask about others' past experiences.

#### Grammar

Time Phrase	What Happened (Options)	Example Sentences
When I was 18 years old,	I went to New York City. My family and I went on a trip.	1. When I was 18 years old, my family and I went on a trip.
When I graduated,	I was so happy to be done with school. My friends and I went to a concert.	2. When I graduated, I was so happy to be done with school!
When I finished my last year of university,	I moved out of my parents' house.	3. When I finished my last year of university, I moved out of my parents' house.

#### Vocabulary

##### Holidays

Christmas  
New Year's Eve

##### New Verbs

remember

##### Review Past Tense Verbs

be           ▶ \_\_\_\_\_  
graduate   ▶ \_\_\_\_\_  
work       ▶ \_\_\_\_\_  
travel      ▶ \_\_\_\_\_



### LESSON CONVERSATION AND ACTIVITIES

#### Conversation

- A:** John, where were you yesterday?  
**B:** I went to my son's graduation at the university.  
**A:** Oh really, how was it?  
**B:** It was great! It brought back memories. I actually graduated from that same school 23 years ago.  
**A:** I graduated 20 years ago. Wow! I can't believe it's been so long.
- B:** Yeah. I remember when I graduated, my friends and I had a big party afterward. We stayed up all night. I was so happy to be done with school.  
**A:** We didn't do anything like that when I graduated. We had a family dinner, but after that I just went home and slept. I was so tired.

#### Pronunciation Principle: the letter **a** + silent **e**

at-ate                      Sam-same                      can-came                      plan-plane  
 make                      late                      face                      game                      save                      made

Read these words with a partner, practicing the pronunciation (some of them are review words):

take                      gave                      mad                      place                      fat  
 cat                      date                      state                      had                      an

#### LEARNING STRATEGY

Listen to English audio while you do other activities such as walking, jogging, cooking, shopping, or household chores.

## Instructor-Guided Practice

1. When I was 18 years old, I \_\_\_\_\_.
2. When I graduated from university, I \_\_\_\_\_.
3. When I was little, I \_\_\_\_\_.
4. When I was a teenager, I \_\_\_\_\_.
5. When I got married, I \_\_\_\_\_.
6. I started my first job when I was \_\_\_\_\_.
7. I traveled to a different country when I was \_\_\_\_\_.
8. I bought a house when I was \_\_\_\_\_.
9. My first child was born when I was \_\_\_\_\_.

## Activity 1

What did you do on New Year's Eve? Write down 4 different things you did on New Year's Eve.

---

---

---

---

## Activity 2

Tell your partner about an important event in your life. Write some notes below to help you be prepared to talk about it.

### When I was

---

---

---

---



## Listening

[www.mormon.org/clark](http://www.mormon.org/clark)

1. What happened when Clark was 14 years old?
2. What happened on New Year's Eve that year?
3. Who helped him when this happened?

## WRAP-UP

### Summary

Now I can . . .

- 1. describe a past experience.
- 2. ask about others' past experiences.

Now I know . . .

---

---

---

### Invitation to Act

Write about a past experience in your journal. Use things you learned from this lesson and the previous lesson. Come prepared to share it with a partner during the next class.

# LESSON 14: MONEY, SHOPPING FOR FOOD

## How much is this?

### WARM-UP

#### Objectives

1. I will learn to talk about shopping for food.
2. I will learn to ask how much something costs.
3. I will learn to understand how much something costs.

#### Grammar

Target Phrases	Grammar: Count and Non-Count Nouns	
How much does this <u>ground meat</u> cost?	Count Nouns:	egg, banana, tomato, apple, carrot, potato
How much do these <u>bananas</u> cost?		These nouns can be made plural by adding <b>-s</b> or <b>-es</b> : egg ► <b>eggs</b> tomato ► <b>tomatoes</b>
How much is a <u>bag of apples</u> ?	Noncount Nouns:	Use <b>these</b> or <b>those</b> : These eggs are delicious!
It's 2 <u>dollars</u> a <u>bag</u> .		lettuce, milk, meat, fish, flour, sugar, cereal, bread, cheese
These <u>grapes</u> are 2 dollars a <u>pound</u> .		These nouns usually cannot be plural. Use <b>this</b> or <b>that</b> : That bread smells good!

#### Vocabulary

Count nouns	Noncount nouns	Measure and quantity words with nouns
egg                  apple	lettuce              sugar	a liter of milk                  a head of lettuce
banana              carrot	fish                    cereal	a bag of apples                  a kilo of meat
tomato              potato	meat                   bread	a loaf of bread                  a pound of fish
	flour                    cheese	a bunch of bananas

### LESSON CONVERSATION AND ACTIVITIES

#### Conversation 1

- A:** Do you want to go to the market with me? We need to pick up some vegetables.
- B:** Yes. We also need eggs and a loaf of bread.
- A:** Let's make a list. I'm planning to get tomatoes, carrots, lettuce, and some fruit. I may buy meat as well.

#### Conversation 2 (at the market)

- A:** Excuse me. How much are these carrots?
- B:** They're 2 dollars a kilo.
- A:** I'll take half a kilo. Do you have fresh eggs?
- B:** Yes, we just got some in this morning.
- A:** How much do they cost?
- B:** They're 2 dollars a dozen.

#### Pronunciation Principle: The Letters **ou** and **ow**

1. not/now, pot/pow, hot/how, moth/mouth, shot/shout
2. ground, pound, mouth, house, how, now, allow, down, flour

**Practice:** flour, cost, house, down, noun, hello, from, about, now, lost, long, pound

#### LEARNING STRATEGY

Think to yourself in English. Practice describing or naming things you have learned.



## Instructor-Guided Practice

- |                             |                   |
|-----------------------------|-------------------|
| 1. How much _____ cheese?   | 1. _____ a kilo.  |
| 2. How much _____ potatoes? | 2. _____ a bag.   |
| 3. How much _____ apples?   | 3. _____ a pound. |
| 4. How much _____ grapes?   | 4. _____ a bunch. |
| 5. How much _____ lettuce?  | 5. _____ a head.  |
| 6. How much _____ milk?     | 6. _____ a liter. |


## Activity 1

- |                                 |                               |
|---------------------------------|-------------------------------|
| 1. How much _____ milk cost?    | 1. _____ about _____ a liter. |
| 2. How much _____ eggs cost?    | 2. _____ about _____ a dozen. |
| 3. How much _____ carrots cost? | 3. _____ about _____ a bag.   |
| 4. How much _____ sugar cost?   | 4. _____ about _____ a kilo.  |
| 5. How much _____ bread cost?   | 5. _____ about _____ a loaf.  |
| 6. How much _____ bananas cost? | 6. _____ about _____ a pound. |

## Activity 2


Write a price for each item on the line. You will sell things and shop at the same time. Buy things from your classmates. You have \_\_\_\_\_. Buy as much as you can for \_\_\_\_\_ and sell as much as you can. Try to make a profit.

\_\_\_\_\_ a kilo      \_\_\_\_\_ a dozen      \_\_\_\_\_ a loaf



What did you sell?	To whom?	For how much?
1. _____	1. _____	1. _____
2. _____	2. _____	2. _____
3. _____	3. _____	3. _____
4. _____	4. _____	4. _____
5. _____	5. _____	5. _____

\_\_\_\_\_ a head      \_\_\_\_\_ a bag      \_\_\_\_\_ a liter



What did you buy?	From whom?	How much was it?
1. _____	1. _____	1. _____
2. _____	2. _____	2. _____
3. _____	3. _____	3. _____
4. _____	4. _____	4. _____
5. _____	5. _____	5. _____

## Listening

[www.mormon.org/frank](http://www.mormon.org/frank)

1. What is the couple making?
2. Name 3 of the ingredients.

## WRAP-UP

### Summary

Now I can . . .

- 1. talk about shopping for food.
- 2. ask how much something costs.
- 3. understand how much something costs.

Now I know . . .

---



---



---

### Invitation to Act

Write down a shopping list in English and estimate (guess) how much each thing will cost. Be prepared for next class to talk about your shopping list with a partner.

# LESSON 15: MONEY AND SHOPPING

## Do you have anything cheaper?

### WARM-UP

#### Objectives

1. I will learn to describe and compare items and prices.

#### Grammar

#### Using Adjectives to Compare

1-Syllable Adjectives:	good ► <b>better</b> cheap ► <b>cheaper</b> big ► <b>bigger</b>	This phone is better than that one. This TV is cheaper than the black one. That chair is bigger than this one.
Longer Adjectives:	expensive ► <b>more / less expensive</b> affordable ► <b>more / less affordable</b> compact ► <b>more / less compact</b> high-tech ► <b>more / less high-tech</b>	This smartphone is less expensive. The rent is more affordable here than it was at our old apartment. This microwave is more compact. It fits on the counter better. The new TV is more high-tech than the old one.

Note: 2-syllable adjectives that end in **y** follow the rule for 1-syllable adjectives; healthy ► healthier (the **y** changes to an **i**).

#### Vocabulary

General vocabulary	Adjectives		
afford	expensive / cheap	high-tech / simple	comfortable / uncomfortable
good deal	affordable	modern / old-fashioned	dressy / casual
price	compact	tight / loose	

### LESSON CONVERSATION AND ACTIVITIES

#### Conversation 1 (shopping for a smartphone)

- A:** Hi, I'm looking for a smartphone.  
**B:** Do you know what kind you want?  
**A:** I want one that's compact and has a lot of memory.  
**B:** Well, let's see, the M33 is more compact than the Z44, but it's more expensive.  
**A:** How much is it?  
**B:** On sale, it's \$500. That's a pretty good deal . . .  
**A:** Oh! I can't afford that. I guess I'll have to go with the cheaper one.

#### Conversation 2 (shopping for running shoes)

- A:** Hi, I would like to get some running shoes.  
**B:** Okay, we have a few different kinds. These red ones are a good deal.  
**A:** Are they less expensive than the blue ones?  
**B:** Yes, they are. Do you want to try them on?  
**A:** Sure. I like them, but I think I need a smaller size.  
**B:** No problem. Here, these are a size smaller.  
**A:** Great! Thanks.

#### Pronunciation Principle: The Letter i in Words with Silent e

1. fin/fine, Tim/time, bit/bite

2. fine, like, five, nine, wife, drive, write, white

**Practice:** five, six, this, write, it, is, drive, side, big, size, with, life

#### LEARNING STRATEGY

Review vocabulary whenever you find yourself waiting (for the doctor, at the store, on the phone, and so on).

## Instructor-Guided Practice

- |                                |   |                             |
|--------------------------------|---|-----------------------------|
| 1. This phone is good.         | ▶ | That phone is _____.        |
| 2. These vegetables are cheap. | ▶ | Those vegetables are _____. |
| 3. His TV is big.              | ▶ | Her TV is _____.            |
| 4. This microwave is compact.  | ▶ | That microwave is _____.    |
| 5. This phone is high-tech.    | ▶ | That phone is _____.        |
| 6. My watch is expensive.      | ▶ | Your watch is _____.        |
| 7. These cars are affordable.  | ▶ | That car is _____.          |

## Activity 1

**A:** I like this M33 smartphone !

**B:** Yeah, but it's too high-tech . I want a more simple one .

1.



2.



3.




expensive / cheap  
modern / old-fashioned  
uncomfortable / comfortable

4.



5.



6.



big / small  
high-tech / simple  
tight / loose  
dressy / casual

## Activity 2

Choose 1 item that you want to sell (phone, car, TV, and so on). Draw 2 different examples of the item for your "store" and give each a price. Talk about your items to your classmates who will buy 1 of them from you.

price: \_\_\_\_\_

price: \_\_\_\_\_

## Listening

[www.mormon.org/sterling](http://www.mormon.org/sterling)

1. What did Sterling buy his wife?
2. Why did he buy it?
3. Was it more or less expensive than the other one?

## WRAP-UP

### Summary

Now I can . . .

1. describe and compare items and prices.

Now I know . . .

---



---



---

### Invitation to Act

Next time you go shopping, compare 2 items at the store (for example, 2 shirts). Write down some comparisons. Be prepared to talk about the comparison in the next class.

# LESSON 16: IN THE COMMUNITY

## Do you know where the museum is?

### WARM-UP

#### Objectives

1. I will learn to talk about where places are.


#### Grammar

	<p>preposition</p> <p>↓</p>	Prepositions (Review)	
Do you know where the <u>park</u> is?	Yes. It's <u>next to</u> the <u>grocery store</u> .	across from	far from
		behind	in front of
		*between	next to
		close to	
		down the street from	

\* The preposition **between** is a little different. Use it like this: It's **between** the grocery store and the movie theater.

#### Vocabulary

Places	library	store
neighborhood	hospital	bakery
movie theater	mall	police station
museum	post office	restaurant
park	bank	bus stop



### LESSON CONVERSATION AND ACTIVITIES

#### Conversation

- A:** Hey, Adam, do you know where the movie theater is?      **A:** Yes, I do.
- B:** Yes, I just went there yesterday. It's the large building between the park and the mall. It's down the street from the bank.      **B:** OK. The movie theater is across from the art museum.
- A:** Hmm, I don't know where that is. Is it close to the river?      **A:** Oh! OK. I know where it is! Thank you!
- B:** No. Do you know where the art museum is?      **B:** You're welcome.

#### Pronunciation Principle: The Letter u


1. [you] or [oo] su-per, mu-sic, huge
2. [uh] fun, run, cut, up
3. [you] mu-sic, huge, com-pu-ter, use, mu-seum
4. [oo] su-per, stu-dent, pro-duce, tu-na, blue
5. [uh] fun, much, hus-band, sta-di-um, but-ter


**Practice:** just, sup-per, su-per, u-su-al, but-ter, u-nit, un-der, sun-ny, mu-se-um, huge, stu-dent, mu-sic, com-pu-ter, ex-cuse, pro-duce, u-ni-ver-si-ty, run


#### LEARNING STRATEGY


Don't be afraid to speak the language. Making mistakes is normal and OK. You will learn better by using the language as much as you can.

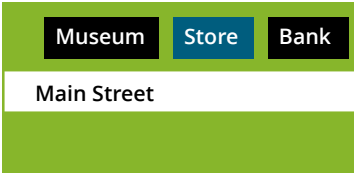
## Instructor-Guided Practice


1. 

2. 

3. 

4. 

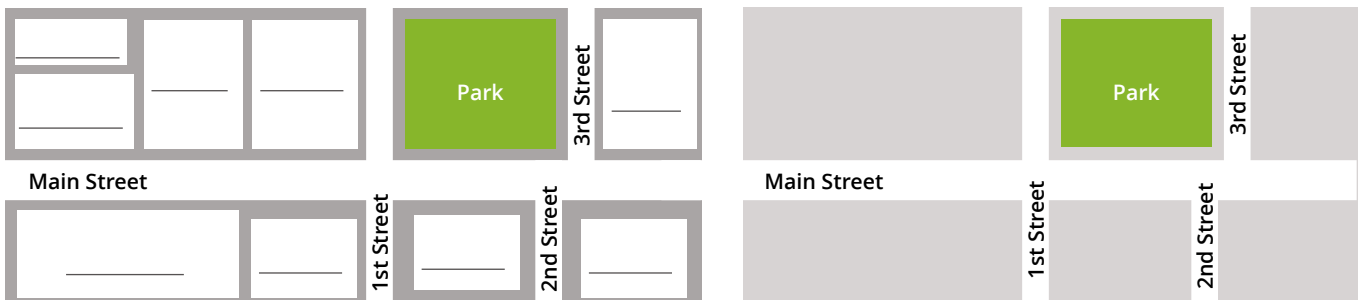
5. 

6. 

## Activity 1

**A:** Label your neighborhood however you want. Use the places your instructor writes on the board. Explain it to your partner so he or she can draw a map, but do not show your map to your partner.

**B:** Cover the map on the left and listen carefully to your partner. Try to draw your partner's map accurately as you listen, but do not look at your partner's map.



## Activity 2

Describe the location of a place in town. See if your partner can guess what place you are talking about. For example:

**A:** "This place is across from the movie theater and down the street from the police station."

**B:** "Is it the grocery store?"

## Listening

[www.mormon.org/mark](http://www.mormon.org/mark)

1. What city does Mark love?
2. Why does he love it?
3. Why does he love the Millennium Bridge?
4. What is Mark's job?

## WRAP-UP

### Summary

Now I can . . .

○ 1. talk about where places are.

Now I know . . .

### Invitation to Act

Write about your favorite place in the city where you live. Describe where it is. Be prepared to share what you have written during the next class.

# LESSON 17: IN THE COMMUNITY

## When is the party?

### WARM-UP

#### Objectives

1. I will learn to talk about future events.

#### Grammar

How to speak about the future	Present	► Future
<p><b>will + base form of verb</b></p> <p>↓                      ↓</p> <p>I <b>will</b>      <b>study</b>      after school.</p>	<p>There <b>is</b> . . .</p> <p>It <b>is</b> . . .</p> <p>It's . . .</p>	<p>► There <b>will be</b> a play next Saturday night.</p> <p>► It <b>will be</b> at the theater.</p> <p>► It's <b>going to be</b> great!</p>
<p><b>be going to + base form of verb</b></p> <p>↓                      ↓</p> <p>I <b>am going to</b>      <b>study</b>      after school.</p>	<p><i>Sometimes we use time phrases (like next week) to talk about the future, but we use a present tense verb:</i></p> <p>The festival <b>is today</b>.</p>	<p>► The festival <b>is next week</b>.</p>
<p>Ways to invite someone</p> <p><b>Do you want to</b> come to <u>the party</u>?</p>	<p><b>Would you like to</b> come to <u>the movie</u> (with me)?</p>	

#### Vocabulary

Verb	Time phrases			
come	in [1/2/3] [days/weeks/months]			
invite	in a few [days/weeks/months]			
bring	next [week/month/year]			

### LESSON CONVERSATION AND ACTIVITIES

#### Conversation

- |  |   |
|--|---|
| <b>A:</b> Hey Steve, are you going to come to Emily's birthday party on Saturday?                  | <b>A:</b> Actually, I talked to him yesterday. He's already planning on it. |
| <b>B:</b> Nobody told me about it. Where is it going to be?  | <b>B:</b> Should I bring anything?  |
| <b>A:</b> It will be at Christin's house at 7:00. It's a surprise, so don't say anything to Emily. | <b>A:</b> I'm going to bring a salad. Could you bring some drinks?          |
| <b>B:</b> Oh, OK! Do you think it will be all right if I invite Adam to come too?                  | <b>B:</b> Sure!   |
|  | <b>A:</b> Great! Well, I have to get going. See you on Saturday.            |
|  | <b>B:</b> See you!  |

#### Pronunciation Principle: The Letters er, ir, and ur

1. her, birthday, nurse
2. (words with **er**) her, person, per, clerk, dessert, teacher, computer
3. (words with **ir**) birthday, circus, bird, third, shirt, skirt, birth
4. (words with **ur**) nurse, hurt, turn, further, purse, sure, burnt

**Practice:** teacher, person, nurse, circus, dessert, Saturday, clerk, shirt, turn

#### LEARNING STRATEGY

Read short news articles in English. Look up words you don't know. This will increase your vocabulary.

## Instructor-Guided Practice

- |   |                                 |
|---|---------------------------------|
| 1. What are you going to do in a few days?  | Answer: I _____ in a few days.  |
| 2. What are you going to do this weekend?   | Answer: I _____ this weekend.   |
| 3. What are you going to do next week?      | Answer: I _____ next week.      |
| 4. What are you going to do next weekend?   | Answer: I _____ next weekend.   |
| 5. What are you going to do in a few weeks? | Answer: I _____ in a few weeks. |
| 6. What are you going to do next month?     | Answer: I _____ next month.     |

## Activity 1



**Event:** Concert  
**Time:** 5:00 pm  
**Day:** Sunday  
**Date:** September 14  
**Cost:** \$15  
**Location:** South Park  
**Details:** A folk band will perform. Their music is influenced by jazz. There will be refreshments.

<b>Event:</b> _____	<b>Event:</b> _____
<b>Time:</b> _____	<b>Time:</b> _____
<b>Day:</b> _____	<b>Day:</b> _____
<b>Date:</b> _____	<b>Date:</b> _____
<b>Cost:</b> _____	<b>Cost:</b> _____
<b>Location:</b> _____	<b>Location:</b> _____
<b>Details:</b> _____	<b>Details:</b> _____
_____	_____
_____	_____
_____	_____

## Activity 2

**Surprise Birthday Party Plans**—Make plans for a surprise birthday party for a friend. What will you do to celebrate your friend’s birthday? Write down some plans and then invite your classmates to come to the party.

_____	_____
_____	_____
_____	_____
_____	_____
_____	_____

## Listening

[www.mormon.org/sarah](http://www.mormon.org/sarah)

1. What does Sarah like to do at her parties?
2. Would you like to come to her party? Why or why not?

## WRAP-UP

### Summary

Now I can . . .

1. talk about future events.

Now I know . . .

_____
_____
_____

### Invitation to Act

Write about what you are going to do next week. Write down at least 6 different things that you are going to do. Be prepared to share what you wrote in the next class.





## Instructor-Guided Practice

I usually \_\_\_\_\_ on \_\_\_\_\_, but this year I will probably \_\_\_\_\_.

I usually \_\_\_\_\_ on \_\_\_\_\_, but this year I will probably \_\_\_\_\_.

I usually \_\_\_\_\_ on \_\_\_\_\_, but this year I will probably \_\_\_\_\_.

I usually \_\_\_\_\_ on \_\_\_\_\_, but this year I will probably \_\_\_\_\_.

I usually \_\_\_\_\_ on \_\_\_\_\_, but this year I will probably \_\_\_\_\_.

I usually \_\_\_\_\_ on \_\_\_\_\_, but this year I will probably \_\_\_\_\_.

## Activity 1

Interview 2 classmates and find out what each of them usually does on their favorite holiday. Be prepared to report to the class.

Classmate 1: \_\_\_\_\_ Classmate 2: \_\_\_\_\_

\_\_\_\_\_  
\_\_\_\_\_



## Activity 2

Think of the next holiday that will happen. With a partner, create a conversation about your plans. Talk about what each of you will probably do on the holiday. You will share your conversation with the class.

**A:** \_\_\_\_\_ **B:** \_\_\_\_\_

\_\_\_\_\_  
\_\_\_\_\_

**B:** \_\_\_\_\_ **A:** \_\_\_\_\_

\_\_\_\_\_  
\_\_\_\_\_

**A:** \_\_\_\_\_ **B:** \_\_\_\_\_

\_\_\_\_\_  
\_\_\_\_\_

## Listening

[www.mormon.org/dave](http://www.mormon.org/dave)

1. How does Dave describe the feeling at a holiday party?
2. Who comes to holiday parties?

## WRAP-UP

### Summary

Now I can . . .

- 1. talk about what I usually do on holidays.
- 2. talk about what I plan to do on a holiday.

Now I know . . .

\_\_\_\_\_  
\_\_\_\_\_  
\_\_\_\_\_

### Invitation to Act

Write about some things that you will probably do on the next important holiday. Be prepared to share what you wrote with a partner in the next class.

# LESSON 19: GOING ON VACATION

## Where are you going on vacation?

### WARM-UP

#### Objectives

1. I will learn to describe where I am going on vacation.

#### Grammar

Where are you going on vacation? I'm going camping. We're going to Hawaii. We go on vacation every year. We will travel by bus. We will take a vacation.	<b>How to talk about the future:</b>										
	<table border="1" style="width: 100%; border-collapse: collapse;"> <tr> <td style="width: 30%; text-align: center;">I</td> <td style="width: 20%; text-align: center;">am</td> <td rowspan="3" style="width: 20%; text-align: center; vertical-align: middle;">going to</td> <td rowspan="4" style="width: 30%; text-align: center; vertical-align: middle;">travel.</td> </tr> <tr> <td style="text-align: center;">you / we / they</td> <td style="text-align: center;">are</td> </tr> <tr> <td style="text-align: center;">he / she / it</td> <td style="text-align: center;">is</td> </tr> <tr> <td style="text-align: center;">I / you / we / they / he / she / it</td> <td style="text-align: center;">will</td> </tr> </table>	I	am	going to	travel.	you / we / they	are	he / she / it	is	I / you / we / they / he / she / it	will
I	am	going to	travel.								
you / we / they	are										
he / she / it	is										
I / you / we / they / he / she / it	will										

#### Vocabulary

<b>Transportation</b>	<b>Places</b>	<b>Nouns</b>	
by train	beach	scenery	hike
by bus	lake	sites	fish
by car	campsite	tour	swim
by plane	mountain		unwind
by boat	museum	<b>Verbs</b>	relax
flying	amusement park	travel	explore
	theater	camp	get away
			try new food



### LESSON CONVERSATION AND ACTIVITIES

<b>Conversation 1</b>	<b>Conversation 2</b>
-----------------------	-----------------------

- |   |   |
|---|---|
| <p><b>A:</b> Are you going to take a vacation this year?</p> <p><b>B:</b> Yes, we go on vacation every year. I will leave in July. I am very excited!</p> <p><b>A:</b> So, where will you go this year?</p> <p><b>B:</b> I'm going camping with my family in the mountains.</p> <p><b>A:</b> That sounds like fun! What will you do there?</p> <p><b>B:</b> We are going to hike and fish during the day. At night, we will just unwind and enjoy the scenery.</p> <p><b>A:</b> Well, I hope you have a great time!</p> | <p><b>A:</b> Guess what! We're going to Hawaii this summer!</p> <p><b>B:</b> Wow! That's great! Tell me about it.</p> <p><b>A:</b> We will travel by bus around the island so we can see the sites.</p> <p><b>B:</b> What sites will you visit?</p> <p><b>A:</b> We are going to see volcanoes and local villages. We will also go swimming with dolphins!</p> <p><b>B:</b> That sounds like so much fun!</p> |
|---|---|

#### Pronunciation Principle: The Letters ea and ee

- |  |   |
|--|---|
| 1. please, each, beach, leave, deal, cheap   | 3. great, break, steak                  |
| 2. bread, head, dead, read (past tense verb) | 4. street, tree, need, three, see, week |

**Practice:** please, great, each, bread, three, teach, dead, break, feel, read (past), deal, week, cheap, meat, easy, need

#### LEARNING STRATEGY

Memorize short poems, sayings, or speeches in English. This can help you practice pronunciation, learn new vocabulary, and become used to English grammar.

## Instructor-Guided Practice

I'm going to the <u>beach</u> . . .	because I want to <u>relax and swim</u> .	I'm going by <u>bus</u> .
lake	hike	car
city	fish	train
mountains	have fun	
amusement park	visit museums	
	explore the scenery	

## Activity 1

Use the pictures below to plan a weekend vacation. Tell your partner where you will go, when you will go, what you will do there, and how you will get there.




Amusement Park



Shopping



Museum



Theater



Beach

## Activity 2

**The Plans for Your 4-Day Vacation**—In this activity you will first write out plans for your 4-day dream vacation. Then, you will share your plans with a partner. Try to think of details that you can talk about.

**Day 1**

**Day 2**

**Day 3**

**Day 4**

_____	_____	_____	_____
_____	_____	_____	_____
_____	_____	_____	_____
_____	_____	_____	_____

## Listening

[www.mormon.org/stan](http://www.mormon.org/stan)

1. Name one thing Stan likes to do.
2. What does Stan build?

## WRAP-UP

### Summary

Now I can . . .

Now I know . . .

1. describe where I am going on vacation.

_____
_____
_____

### Invitation to Act

Using the plan that you created in class for a 4-day vacation, write a paragraph describing this vacation. Be prepared to share this with the class.

# LESSON 20: HEALTH AND SICKNESS

## How often do you visit the doctor?

### WARM-UP

#### Objectives

1. I will learn to talk about healthy habits.
2. I will learn to give health advice.

#### Grammar

#### Giving advice

Using <b>should</b> :	Different ways to give advice:	Example sentences:
"You should go to the doctor." The verb that comes after <b>should</b> will always be in the <i>base form</i> . This sentence means "I think it will be good for you to go to the doctor."	You should . . . You shouldn't . . . You need to . . . I think you should . . .	You should go to the doctor. You shouldn't eat so much junk food. You need to sleep more often. I think you should ice your foot.

#### Vocabulary

Phrases	Verbs	Other Words	Frequency Words
You should . . . You shouldn't . . . You need to . . . I think you should . . .	rest exercise go to the doctor put heat on it take some medicine ice it wrap it	swollen red bruised sprained gain weight tired exhausted	once a <u>week</u> twice a <u>day</u> <u>3</u> times a <u>day</u>

### LESSON CONVERSATION AND ACTIVITIES

#### Conversation 1

- A:** Hey Lisa, how are you today?
- B:** I'm OK I guess, but honestly, I feel really tired. I felt really tired yesterday too.
- A:** Oh, that's not good. Do you feel sick?
- B:** I don't know. I didn't sleep very well last night.
- A:** If you're not feeling well, you should go home and get some rest.

#### Conversation 2

- A:** Hey John, is something wrong?
- B:** Yeah, I have a headache and I started feeling sick this morning.
- A:** I'm sorry to hear that. You probably shouldn't be at work. You need to go to the doctor!

#### Pronunciation Principle: **-tion** and **-sion**

1. [shun] comprehension, education, location, vacation, discussion, permission
2. [zhun] confusion, decision, vision, persuasion, revision

Practice: comprehension, prescription, vision, prevention, decision, education, vacation

#### LEARNING STRATEGY

After you listen to English radio or TV, try to summarize what you heard. This can help you pay attention while you listen. It will also help you practice speaking.

## Instructor-Guided Practice

- |                                     |   |
|-------------------------------------|---|
| 1. <b>A:</b> "I broke my leg."      | <b>B:</b> You _____ play sports.                |
| 2. <b>A:</b> "I have a fever."      | <b>B:</b> You _____ go to work today.           |
| 3. <b>A:</b> "I have a headache."   | <b>B:</b> You _____ take some medicine.         |
| 4. <b>A:</b> "I feel sick."         | <b>B:</b> You _____ come to the party.          |
| 5. <b>A:</b> "I feel light-headed." | <b>B:</b> You _____ rest until you feel better. |
| 6. <b>A:</b> "I feel really tired." | <b>B:</b> You _____ take a nap.                 |

## Activity 1

Tell your partner what you think each person should do. You can use **should**, **shouldn't**, **need to**, and **I think he or she should**. (For example, "I think she should put some ice on it.") Use the phrases at the right to help.

1. John sprained his ankle. It is swollen and he can't walk.	2. Carlos fell down the stairs. His knee hurts very badly.	3. Paul is exhausted. He keeps falling asleep at work.	<ul style="list-style-type: none"> <li>• put some ice on it</li> <li>• take some medicine</li> <li>• sleep more often</li> <li>• stay home from work</li> <li>• go to a doctor</li> <li>• avoid playing sports</li> <li>• eat more vegetables</li> <li>• exercise regularly</li> </ul>
4. Stephanie woke up with a headache. She feels awful.	5. Lisa eats a lot of sweets. She is starting to gain weight.	6. Becca has a stomach ache. She doesn't want to eat.	

## Activity 2

Each person has a problem and needs help. You will work with a partner. One of you will be the person in the picture and the other will try to give the person advice. Role-play a conversation for each person.



Brittany started feeling sick a month ago. She can't sleep at night and feels sad all the time. She also doesn't feel like eating.



Juan was playing soccer yesterday with some friends. He hurt his leg. Now he can't walk. It is very swollen.



Beth is pregnant. She feels sick to her stomach every day and has lost a lot of weight. She feels light-headed at work.

## Listening

[www.mormon.org/lola](http://www.mormon.org/lola)

1. What health problem does Lola have?
2. What emergency procedure did Lola need?
3. What did Lola learn to be more grateful for?

## WRAP-UP

### Summary

Now I can . . .

- 1. talk about healthy habits.
- 2. give health advice.

Now I know . . .

---



---



---

### Invitation to Act

Write down a list of things that you think a person should do in order to live a healthy life (for example, "You should . . ."). Come prepared to share your list with a partner in the next class.

# LESSON 21: HEALTH AND SICKNESS

## How are you feeling?

### WARM-UP

#### Objectives

1. I will learn to describe how I feel to a doctor.

#### Grammar

Imperatives (commands)	Doctors' questions and instructions	Review: Giving advice
<p>The imperative is the base form of the verb used to give commands. You usually don't use pronouns with imperatives.</p> <p><b>Examples:</b>            "Take this medication every day."            "Don't exercise for two weeks."</p>	<p>How long have you felt sick?            Where does it hurt?</p> <p><b>Take</b> two pills once a day.  <b>Take</b> this medication with food.  <b>Come</b> back and see me next week.  <b>Don't take</b> this pill on an empty stomach.</p>	<p>Use these phrases to give advice:            You should . . .            You shouldn't . . .            I think you should . . .            You need to . . .</p>

#### Vocabulary

Problems	sharp pain	broken [bone, arm, leg]	Adjectives	dizzy	Other medication pills
cold	pull a muscle	scrape	awful	tired	
fever	sick	burn	terrible		
headache	sore throat	bruise	weak		
stomachache	cut		light-headed		

### LESSON CONVERSATION AND ACTIVITIES

#### Conversation

**A:** Hello, Susan, how are you feeling today?

**B:** Hi, Doctor Green. I don't feel very well. I have had a headache for three days and my back really hurts. I'm in a lot of pain and I can't sleep.

**A:** Hmm, that doesn't sound good. Where does your back hurt?

**B:** It hurts up here, in between my shoulders. I feel a sharp pain every time I move my neck.

**A:** Did you do something that hurt your back?

**B:** Well, I tried to lift a heavy box on Monday. *[The doctor carefully checks Susan's back and neck.]*

**A:** I think you pulled a muscle. I want you to take this medication twice a day with food. You should take it right after you eat in the morning and evening. Come back and see me in a week.

#### Pronunciation Principle: The Letters oa

1. [o] throat, soap, loaf, boat, goal

Practice: coat, stop, cold, soap, throat, home, box, long, sore, loaf, rose, boat, older, toad

#### LEARNING STRATEGY

Read out loud to yourself in English. This is a great way to practice pronunciation.

## Instructor-Guided Practice

1. Patient: "I pulled a muscle." Doctor: \_\_\_\_\_ . Rest for three days.
2. Patient: "I have a fever." Doctor: \_\_\_\_\_ . Don't exercise for a few days.
3. Patient: "I have a headache." Doctor: \_\_\_\_\_ . Drink plenty of water.
4. Patient: "I have a cold." Doctor: \_\_\_\_\_ . Take this medication.
5. Patient: "I feel light-headed." Doctor: \_\_\_\_\_ . Stay home and rest.
6. Patient: "I have a sharp pain." Doctor: \_\_\_\_\_ . Don't go in to work tomorrow.

## Activity 1

Your partner will be the doctor. Pick a situation and tell the doctor (your partner) about the problem that you have. Describe how you feel. Tell the doctor when the problem started and what happened.

1. You ate some bad food.
2. You got in a car crash.
3. You got hurt playing soccer.
4. You started feeling sick at work.
5. You fell down the stairs.
6. You were attacked by an animal.
7. You got in a fight.
8. You hurt yourself while cooking.

## Activity 2

Think of a past injury or problem that you had. If you had to talk to a doctor, how would you describe what happened? Write down some notes. You will be the patient and your partner will be the doctor. Practice describing the experience to the doctor (your partner) and he or she will give you some advice.

Notes about your problem or injury: \_\_\_\_\_ What did the doctor tell you to do? \_\_\_\_\_

_____	_____
_____	_____
_____	_____
_____	_____
_____	_____



## Listening

[www.mormon.org/athelia](http://www.mormon.org/athelia)

1. How did Athelia feel when she started to get sick?
2. How did her illness change her life?

## WRAP-UP

### Summary

Now I can . . .

1. describe how I feel to a doctor.

Now I know . . .

_____
_____
_____

### Invitation to Act

Ask a friend to tell you about a time he or she was injured or sick. Write down some notes and come to the next class prepared to describe your friend's experience to a partner.

# LESSON 22: SPECIAL OCCASIONS

## When is the celebration?

### WARM-UP

#### Objectives

1. I will learn to ask for information about future celebrations.
2. I will learn to answer questions about future celebrations.
3. I will learn to invite others to future celebrations.

#### Grammar

##### Ways to invite someone

Would you like to . . .

Do you want to . . .

Examples:

**"Would you like to** go to the party with me?"

**"Do you want to** come to a wedding reception with me?"

##### Present tense for future time

If you are talking about a planned event or the schedule for an event, you can use present tense to mean the future.

There is a party on Friday. = There will be a party on Friday.

The wedding is at the church. = The wedding will be at the church.

#### Vocabulary

##### Event vocabulary

wedding  
graduation  
reception  
birthday



anniversary  
celebration  
party  
invitation  
refreshments



##### Questions

Would you like to . . . ?  
Do you want to . . . ?  
When . . . ?  
What time . . . ?  
Where . . . ?

##### Time phrases (review)

in a few days/weeks/months  
next week  
tomorrow night  
soon

### LESSON CONVERSATION AND ACTIVITIES

#### Conversation 1

- A:** Hey Brian, did you hear about the wedding?  
**B:** No—who is getting married?  
**A:** Brett and Alisha are!  
**B:** Really? That's great. When is the wedding?  
**A:** It will be on August 15th at 1:00. They are going to have a reception that evening.  
**B:** I hope they send me an invitation.

#### Conversation 2

- A:** Hey Jenny, did you hear? There will be a birthday party for Tom on Saturday.  
**B:** I hadn't heard anything about it yet. Are you going to go?  
**A:** Yeah. Would you like to go with me?  
**B:** Sure, I would love to. What time will it be?  
**A:** It will be at 7:00. I can come by and pick you up around 6:45. Will that work?  
**B:** Sounds good!

#### Pronunciation Principle: The Letters w and v

1. [w] we, wedding, weeks, wish, way, will, water, wind, watch, tower, subway, shower, blowing
2. [v] vocabulary, verb, very, vacation, violin, volleyball, vegetables, fever, cover, severe, invitation, invite, every, travel, seven

Practice: will, vocabulary, would, invite, work, evening, five, weak, very, shower, growing

#### LEARNING STRATEGY

Don't try to memorize every new English word you hear. This can be overwhelming. Choose words and phrases to learn that are most important for your English learning.



## Instructor-Guided Practice

1. Question: \_\_\_\_\_ ? Answer: There will be dancing at the party.
2. Question: \_\_\_\_\_ ? Answer: The wedding will be at 6 p.m.
3. Question: \_\_\_\_\_ ? Answer: The reception will be at the church.
4. Question: \_\_\_\_\_ ? Answer: The graduation will start at 2 p.m.
5. Question: \_\_\_\_\_ ? Answer: There will be refreshments.
6. Question: \_\_\_\_\_ ? Answer: The birthday party will be at my house.

## Activity 1

Create two special events (wedding, reception, graduation, and so on) and write down information about them.

<b>Event:</b> Wedding Reception	Event: _____	Event: _____
<b>Time:</b> 7:00 p.m.	Time: _____	Time: _____
<b>Day:</b> Saturday	Day: _____	Day: _____
<b>Date:</b> May 22	Date: _____	Date: _____
<b>Location:</b> Golf Club	Location: _____	Location: _____
<b>Details:</b> There will be dinner, dancing, and fun!	Details: _____	Details: _____

## Activity 2

Work with your group to make a plan for the end-of-class celebration. Write down the things that you think you will do. Write down details. For example: How many activities will you do? What order will they be in? What time will it be? Will there be refreshments? Will there be dancing? Prepare to talk about your plans with a partner.

_____	_____
_____	_____
_____	_____
_____	_____

## Listening

[www.mormon.org/jasons](http://www.mormon.org/jasons)

1. What did Jason's wife dream of when she was a little girl?
2. What was the one problem with how her dream happened?

## WRAP-UP

### Summary

Now I can . . .	Now I know . . .
<input type="radio"/> 1. ask for information about future celebrations.	_____
<input type="radio"/> 2. answer questions about future celebrations.	_____
<input type="radio"/> 3. invite others to future celebrations.	_____

### Invitation to Act

Write down what you think you will do for your next birthday party. Next class, come prepared to share your plans with a partner.

# LESSON 23: SPECIAL OCCASIONS

## How was the wedding?

### WARM-UP

#### Objectives

1. I will learn to talk about and describe a past event.
2. I will learn to talk about what I did at an event.

#### Grammar

How did the wedding go?

How was the wedding?

It was boring.

We had a good time!

What did you do?

We ate a wonderful meal and danced.

I saw my cousin.

We gave some gifts to John.

#### Vocabulary

##### Adjectives

tiring            beautiful  
long              fun  
boring            bittersweet  
exciting          strange

##### Nouns

wedding        bride  
reception       groom  
graduation     gift  
ceremony



### LESSON CONVERSATION AND ACTIVITIES

#### Conversation

**A:** Hey Robyn, how was the wedding?

**B:** Oh, it was a beautiful ceremony. The bride and groom looked so happy. I cried, of course. It was kind of bittersweet.

**A:** Did everything go well for the reception?

**B:** Yes. We did most of the work before the reception so I was able to relax and enjoy it. It was so much fun! We ate a wonderful meal and everyone danced. So many people came! I visited with lots of friends and family members. At the end, there were fireworks. It was great!

**A:** Well, it sounds like it was a success!

#### Pronunciation Principle: **-ight, -ind, and -ild**

1. right, light, might, night, high
2. find, kind, mind, wild, child

Practice: Say these words with your partner. Notice that not all of the words have the same vowel sound for the letter **i**. Circle the words that are pronounced with the vowel like the word **hi**.

kind	little	right	will	night	during
dinner	might	sing	light	visit	child
in	high	drizzle	China	sight	find

#### LEARNING STRATEGY

When you are listening to English radio or TV, try to repeat out loud what you hear. Imitate the sound of the speaker. This can help you practice English pronunciation.

## Instructor-Guided Practice

1. There will be a party next week. ▶ \_\_\_\_\_
2. We are going to dance at the party. ▶ \_\_\_\_\_
3. We will have cake and ice cream. ▶ \_\_\_\_\_
4. My friends will cook some food. ▶ \_\_\_\_\_
5. The band will play some music. ▶ \_\_\_\_\_
6. I am going to sing a song. ▶ \_\_\_\_\_

## Activity 1

### The Wedding

There will be a big, beautiful cake. The bride will be wearing a long, white dress. All of the bride's family will be there. Her father will walk her down the aisle and there will be beautiful music. Many people will be smiling. It will be such a beautiful day!

### The Graduation

Thousands of people will be watching. When the graduates walk up to the stage, everyone will clap and cheer! Everyone will be taking pictures, smiling, and laughing. The graduation speech will be long and boring. When the ceremony is finished, the graduates will throw their hats in the air.

## Activity 2

Scene: When you walk into the church, you see:

1. The bride is sitting on the floor, and she is crying.
2. The groom is lying on the floor and has a black eye.
3. The police are taking the father of the bride away.
4. There is a frying pan on the floor in the middle of the room.

What do you think happened? With your group, write a short news article. Talk about what happened at the wedding.

---

---

---

---

---

---

---

---

---

---

## Listening

[www.mormon.org/patrice](http://www.mormon.org/patrice)

1. What happened 3 days before Patrice was supposed to get married?
2. How did this affect her wedding?
3. Why was it an "amazing way to start a relationship"?

## WRAP-UP

### Summary

Now I can . . .

- 1. talk about and describe a past event.
- 2. talk about what I did at an event.

Now I know . . .

---

---

---

---

### Invitation to Act

Write down a detailed description of what you did at the last birthday celebration you attended. Come to the next class prepared to talk about it with a partner.

# LESSON 24: GOALS AND DREAMS

## What do you want to do in the future?

### WARM-UP

#### Objectives

1. I will learn to talk about my goals and plans for the future.

#### Grammar

##### Talking about future plans

Talking about future plans			I'll, you'll, he'll, she'll, we'll
I want to ...	be	married   a father/mother   a businessman/woman	I'll = I will
I hope to ...	get	married   a degree   a job   a house   a raise   a new car	you'll = you will
I plan to ...	+ study	business   education   chemistry   English	he'll = he will
I would like to ...	go to	school   another country	she'll = she will
			we'll = we will

#### Vocabulary

Future plans			Areas of study	
I want to ...	get married	get a job	business	biology
I hope to ...	have children	get a raise	education	engineering
I plan to ...	move to <u>London</u>	go to college	chemistry	math
I would like to ...	buy a house	study engineering	science	English
	travel	get a degree		construction

### LESSON CONVERSATION AND ACTIVITIES

#### Conversation

- A:** So, what do you plan to do after you graduate?
- B:** Actually, I'm going to move to Hawaii! I got a job there. I'll be moving in July.
- A:** Wow! That sounds wonderful! What will you be doing out there?
- B:** I'll be teaching at the university.
- A:** What a great opportunity! Do you plan to stay there for a few years?
- B:** I'm not completely sure. I really love teaching—I want to be a professor—so if I can stay there, then I will.
- A:** But if you receive a good job offer somewhere else, will you take it? You know, to be closer to your family?
- B:** Honestly, I'm not sure. We'll see how things turn out.

#### Pronunciation Principle: The Letters th

1. They will come soon.



2. Day will come soon.



Practice: Repeat these pairs of words with a partner: there/dare, those/dose, then/den, these/Dee's, other/udder.

#### LEARNING STRATEGY


What will you be able to do when you learn English? Imagine what you will do, say, and feel. When you feel discouraged, imagine this again. This can help you stay motivated!

### Instructor-Guided Practice

1. When I finish studying English, I plan to \_\_\_\_\_.
2. When I graduate from college, I plan to \_\_\_\_\_.
3. When I get married, I plan to \_\_\_\_\_.
4. When I get a good job, I plan to \_\_\_\_\_.
5. When I travel to \_\_\_\_\_, I plan to \_\_\_\_\_.
6. When I retire, I plan to \_\_\_\_\_.

### Activity 1

Choose 2 people in the pictures below. With a partner, act out a conversation between them. Each person talks about what their future plans are. After finishing, choose 2 different people. Have a new conversation.



### Activity 2

Write about what you would like to do 1 year from now, 5 years from now, and 10 years from now. Use phrases like **I want to**, **I hope to**, **I plan to**, and **I would like to** to talk about your future plans.

1 year from now . . .

5 years from now . . .

10 years from now . . .

_____	_____	_____
_____	_____	_____
_____	_____	_____
_____	_____	_____

### Listening

[www.mormon.org/jasons](http://www.mormon.org/jasons)

1. What health condition does Jason have?
2. What is his goal?

## WRAP-UP

### Summary

Now I can . . .	Now I know . . .
<input type="radio"/> 1. talk about my goals and plans for the future.	_____ _____ _____

### Invitation to Act

Go home and write in your journal about your future plans. Set some goals and write down some things that you will do in order to accomplish your goals.





### Review Activity 3

Imagine that you attended one of these events. Describe to your partner what you did using past tense verbs.



### Reflection

Reflect on the previous English lessons you have participated in during this program.

Name 3 things you learned that were the most helpful to you.

How will you continue improving your English?

What could be better about the program?

Prepare to briefly share your thoughts with the class.

### Now I can . . .

- make introductions.
- talk about likes and dislikes.
- talk about extended families.
- describe and compare people.
- describe feelings.
- ask for help.
- describe where I live.
- describe where I used to live.
- talk about daily routines.
- talk about past events.
- describe past experiences.
- talk about prices.
- describe items and compare their prices.
- talk about the location of places.
- talk about future events.
- talk about typical holiday activities.
- talk about vacation plans.
- talk about healthy habits.
- give health advice.
- describe health problems.
- invite someone to a celebration.
- talk about my future goals.

# ENGLISHCONNECT 2 GRAMMAR PRINCIPLES

## GRAMMAR PRINCIPLES

### Lesson 1

Please	Could you spell that, please?
Thank you	Could you repeat that, please?

### Lesson 2

I, you, we, they	like don't like	to (verb)
he, she, it	likes doesn't like	

### Lesson 3

I, you, we, they	like don't like	(verb) + ing
he, she, it	likes doesn't like	

### Lesson 4

#### Target phrases about family, including:

Tell me about your \_\_\_\_\_ (sister, uncle, and so on).  
 How old is she (or he)?  
 Does he (or she) work?  
 Where does he (or she) work?

### Lesson 5

I	am	(adjective) + er + than _____.
you, we, they	are	
he, she, it	is	

### Lesson 6

#### Target phrases about emotions, including:

Are you all right?	How are you feeling?
Is everything OK?	What happened?



GRAMMAR PRINCIPLES

Lesson 7

Polite requests	More direct requests
Will you . . .	I need you to . . .
Would you . . .	I want to . . .
Can you . . .	<b>Answers</b>
Could you . . .	Yes, I will/can . . .
	No, I won't/can't . . .

Lesson 8

Where do you live?  
 Do you like living there?  
 Why do you like living there?

Lesson 9

To Be (Past)

I	was	<b>adjective</b> well-behaved, athletic OR <b>prepositional phrase</b> in front of the house, near the park
you, we, they	were	
he, she, it	was	

To Have (Past)

I	had	<b>noun</b> a dog, a lot of friends, a big house, a small car
you, we, they		
he, she, it		

Lesson 10

subject	frequency word	verb
I	always	study in my room.
subject	verb	frequency phrase
I	go shopping	once a month.

GRAMMAR PRINCIPLES

Lesson 11

Past tense verbs

For most *regular* verbs, add **ed** to the end.

wanted**ed**                      liked**ed**                      exercised**ed**                      worked**ed**

Memorize the forms of *irregular* past tense verbs.

go ► **went**                      sleep ► **slept**                      have ► **had**                      eat ► **ate**  
 read ► **read**                      come ► **came**                      see ► **saw**                      buy ► **bought**

Lesson 12

Common past tense questions

How was . . . (the party, the movie)?  
 Why did . . . (she go home early, you go to the store)?  
 What did . . . (you do over the weekend, she do last night)?

Lesson 13

Time phrase

What happened

When I graduated, When I was 18 years old,	I moved out of my parents' home. my family and I went on a trip.
---	---

Lesson 14

Count and noncount nouns

How much does this ground meat cost? (singular/noncount)  
 How much do these bananas cost? (plural/count)

Can pluralize count nouns Examples: eggs <b>s</b> , tomato <b>es</b> , carrot <b>s</b> , banana <b>s</b>	Can't pluralize noncount nouns Examples: lettuce, milk, meat, flour
---	--

Lesson 15

Comparatives

1-syllable adjectives: + <b>er</b> Examples: big bigger, cheap cheaper	Longer adjectives: less/more + adjective Examples: expensive ► more expensive affordable ► less affordable
---	--

Lesson 16

Prepositions review and expansion

across from	close to	next to
behind	far from	down the street from
between	in front of	

## GRAMMAR PRINCIPLES

## Lesson 17

## Simple future

Will + base verb

Example: I **will study** after school.

Be going to + base verb

Example: I **am going to study** after school.

## Lesson 18

Using **will probably** with future verbs

Example:

I **will probably** travel to Europe next year.There **will probably** be a parade on New Year's Day.

## Lesson 19

Going + **by** + mode of transportation

We are going by bus.

We will go by car.

**Review of future**

Going to + verb

Will + verb

## Lesson 20

## Giving advice

You should . . .

You shouldn't . . .

You need to . . .

I think you should . . .

Example

**You should** go to the doctor.**You shouldn't** eat so much junk food.**You need to** sleep more often.**I think you should** avoid playing sports.

## Lesson 21

## Target phrases (doctor's questions and instructions)

How long have you felt sick?

Where does it hurt?

**Imperatives (Commands)**

Use the base form of the verb.

There usually is not a subject.

Example

Take this medication daily.

Don't exercise for two weeks.

GRAMMAR PRINCIPLES

Lesson 22

Ways to invite someone

Would you like to . . . ?

Do you want to . . . ?

Using present tense for future time

There **is** a party on Saturday. = There **will be** a party on Saturday.

The wedding **is** at the church. = The wedding **will be** at the church.

Lesson 23

Target phrases

How did the (wedding) go?

How was the (party)?

It was (beautiful) .

Lesson 24

Future plans

I want to . . .

I hope to . . .

I plan to . . .

I would like to . . .

+ verb

Lesson 25

Review

# ENGLISH CONNECT 2 LESSON AND HOMEWORK VOCABULARY

## LESSON AND HOMEWORK (HW) VOCABULARY

### Lesson 1

**Vocabulary:**

**Nouns:** desk, chair, board, computer, screen

**Verbs:** look at \_\_\_\_, listen to \_\_\_\_, return to \_\_\_\_, quiet down, pay attention, focus, practice, say, write

### Lesson 2

**Countries:** Japan, Germany, Mexico, the United States, nearby countries

**Verbs:** watch (sports, TV), play (soccer, the violin), cook, shop, sing, sew, listen (to music), travel

### Lesson 2 HW

**Countries:** Canada, Nigeria, Ethiopia, Egypt, South Africa, India, Israel, Turkey, Taiwan, Korea, Cambodia, the Philippines, Australia, France, Germany, England, Italy, Switzerland, Austria, Russia, Brazil, Peru, Colombia

### Lesson 3

**Verbs:** swim, play (games, sports), write, paint, cook, dance, jog, read

**Adjectives:** fun, interesting, boring, relaxing, tiring, challenging

### Lesson 3 HW

**Verbs:** going dancing, going bowling, going fishing, going to (museums/the park), visiting my friends, socializing, doing crossword puzzles, playing card games, playing basketball, playing soccer, playing baseball, playing volleyball

### Lesson 4

**Extended family:** great-grandmother, great-grandfather, grandmother/grandma, grandfather/grandpa, father-in-law, mother-in-law, brother-in-law, sister-in-law, stepmother, stepfather, stepbrother, stepsister, aunt, uncle, cousin, niece, nephew

**Adjectives:** funny, intelligent, athletic, artistic, tall, short, fat, thin, old, young

### Lesson 4 HW

**Nouns:** grandparents, granddaughter, grandson, grandchildren, family gathering, family reunion, relatives, newlyweds

**Adjective:** adopted

**Phrases:** My parents are divorced. My parents are separated. My parents are married.

LESSON AND HOMEWORK (HW) VOCABULARY

Lesson 5

**Words used to describe someone:** married, single, bald, blue/brown/green eyes, beard, long/short hair, glasses

**1-syllable adjectives:** taller, shorter, bigger, smaller, younger, older, louder, quieter\*

**Longer adjectives:** more/less intelligent, more/less beautiful, more/less athletic, more/less generous, more/less thoughtful, more/less patient, more/less quiet\*, more/less outgoing

Lesson 5 HW

**1-syllable adjectives:** kinder, nicer, stronger, weaker, balder, darker, lighter

**Longer adjectives:** energetic, cheerful, competitive, funnier, prettier

Lesson 6

**Feelings and emotions:** happy, surprised, bored, tired, frustrated, mad, embarrassed, afraid, sad, angry

Lesson 6 HW

**Feelings and emotions:** amused, arrogant, calm, competitive, courageous, creative, distracted, enthusiastic, exhausted, grouchy, guilty, jealous, patient, responsible, rude, selfish, uneasy, uplifting, wild, youthful

Lesson 7

**Verbs:** clean, fix, give (a ride), lend, take care of, pick up, drop off, contact, take (someone to a place), send, run an errand, make a phone call

Lesson 7 HW

**Requests:** Will you . . . Would you . . .

I need you to . . . I want you to . . .

Can you . . . Could you . . .

Please . . . need to, have to, can, can't

Lesson 8

**Places:** city, town, village, neighborhood, street, avenue, road

**Adjectives:** safe, unsafe, quiet, noisy, not crowded, crowded, historic, new, peaceful, lively, beautiful, ugly

Lesson 8 HW

**Adjectives:** busy, expensive, inexpensive, popular, polluted, modern, dry, humid,

**Prepositions of location:** on the coast, in the mountains, near a lake, near the ocean, by the desert

\* quiet can be used with -er and more/less

## LESSON AND HOMEWORK (HW) VOCABULARY

## Lesson 9

**Adjectives:** outgoing, kind, happy, athletic, energetic, well-behaved, silly, shy, mean, angry, obedient, disobedient, respectful, disrespectful, wild, calm

**Past tense phrases:** There was, there were

**Preposition Review:** next to, across from, near to, close to, far from, between, in front of

## Lesson 9 HW

**Adjectives:** friendly, funny, helpful, honest, neat, patient, creative, talkative, brave, careful, bossy

## Lesson 10

**Frequency words:** always, usually, sometimes, never

**Frequency phrases:** every day, every weekend, once a week, once a month, once in a while, right now

**Actions:** eat, study, work, listen to music, get up, take a shower, get dressed, eat breakfast, brush my teeth, go to work, eat lunch, go to school, go home, shop, dance, play sports, eat dinner, watch TV, go to bed, shop, dance, play sports

## Lesson 10 HW

**Actions:** go grocery shopping, do laundry, do chores, exercise, go to the doctor/dentist/mechanic, go on a date, go dancing, visit relatives, go ice skating (ice skate), go snowboarding (snowboard), go to a concert, get my hair cut, get sick

## Lesson 11

**Time phrases:** yesterday, over the weekend, last weekend, last week/month/year, last Monday/Friday/Saturday, a week ago, the other day

## Lesson 11 HW

## Lesson 12

**Past tense verbs:** ate (eat), took (take), saw (see), read (read), traveled (travel), visited (visit)

**Past tense time phrases:** yesterday, one/two/a few days ago, one/two/a few years ago, last week, last month, last year, on Saturday

## Lesson 12 HW

**Past tense irregular verbs:** went (go), did (do), said (say), made (make), got (get), found (find), had (have), gave (give), came (come), told (tell), caught (catch), fell (fall), left (leave), brought (bring)

## Lesson 13

**Holidays:** Christmas, New Year's Eve

**Verbs:** remember, be (was, were), graduate (graduated), work (worked), travel (traveled)

LESSON AND HOMEWORK (HW) VOCABULARY

Lesson 13 HW

**Past tense irregular verbs:** wrote (write), taught (teach), spent (spend), ran (run), paid (pay), built (build), kept (keep), held (hold), forgot (forget), thought (think), known (know), began (begin), met (meet), sat (sit), became (become)

Lesson 14

**Count nouns:** egg, banana, tomato, apple, carrot, potato

**Noncount nouns:** fish, lettuce, meat, flour, sugar, cereal, bread, cheese

**Measure and quantity words:** a liter of milk, a loaf of bread, a bag of apples, a bunch of bananas, a head of lettuce, a kilo of meat, a pound of fish, ounce, pound, kilogram

Lesson 14 HW

**Count nouns:** strawberries, nuts

**Noncount nouns:** meat, chicken, beef, pork, cheese, butter, juice, soup, rice, wheat, flour, corn, noodles, broccoli

**Can be count or noncount nouns:** mango, pineapple, coconut, kiwi, watermelon, beans

**Measure and quantity words with nouns:** a cup of tea, a glass of water, a quart of ice cream, a bag of chips, a can of soup

Lesson 15

**General vocabulary:** afford, good deal, price

**Adjectives:** expensive, cheap, affordable, compact, high-tech, simple, modern, old-fashioned, tight, loose, comfortable, uncomfortable, dressy, casual

Lesson 15 HW

**General vocabulary:** charge, expenses, fee, saving, payment, fine, penalty, estimated, rate, toll, taxes, tuition, payment

Lesson 16

**Places:** neighborhood, movie theater, museum, park, library, hospital, mall, post office, bank, store, bakery, police station, restaurant, bus stop

Lesson 16 HW

**Places:** airport, church, cathedral, fire station, gas station, garage, grocery store, convenience store, book store, department store, stadium, health club, bowling alley, city hall, government building, embassy



## LESSON AND HOMEWORK (HW) VOCABULARY

## Lesson 17

**Verbs:** come, invite, bring

**Time phrases:** in (1/2/3) (days/weeks/months), in a few (days/weeks/months), next (week/month/year)

## Lesson 17 HW

**Nouns:** play, picnic, fair, parade, race, school performance, concert, rodeo, fundraiser, circus, elections, celebration

## Lesson 18

**Verbs:** celebrate, spend time, relax, visit

**Other vocabulary:** traditions, every, once in a while

**Frequency words (review):** always, usually, often, sometimes, rarely, never

## Lesson 18 HW

**Nouns:** independence holiday, festival, vacation, national holiday, religious holiday, festivities

**Frequency words:** frequently, seldom

## Lesson 19

**Transportation:** by train, by bus, by car, by boat, by plane, flying

**Places and nouns:** beach, lake, campsite, mountain, museum, amusement park, theater, scenery, sites, tour

**Verbs:** travel, camp, hike, fish, swim, unwind, relax, explore, get away, try new food

## Lesson 19 HW

**Activities:** backpacking, biking, boating, sightseeing, surfing, skiing, sailing, rock climbing

**Places:** fair, summer camp, water park, zoo, nightclub, art gallery, aquarium, national park, island

## Lesson 20

**Phrases:** You should . . . , You shouldn't . . . , You need to . . . , I think you should . . .

**Verbs:** rest, exercise, put heat on it, ice it, wrap it, take some medicine, gain weight

**Adjectives:** swollen, red, bruised, sprained, tired

**Frequency words:** once a week, twice a day, 3 times a day

LESSON AND HOMEWORK (HW) VOCABULARY

Lesson 20 HW

**Verbs:** elevate, stretch, bathe, rub, cover, take it easy, avoid

**Nouns:** specialist, doctor's note, referral, prescription, drugs, physician, prevention, diet, surgery, treatment, ointment

**Adjectives:** mild, severe, exhausted

Lesson 21

**Problems:** cold, fever, headache, stomachache, sharp pain, pull a muscle, sore throat, broken (bone, leg, arm), cut, scrape, burn, bruise

**Adjectives:** sick, awful, terrible, weak, light-headed, dizzy, tired

**Other nouns:** medication, pills

Lesson 21 HW

**Problems:** flu, chills, runny/stuffy nose, cough, sore muscle, stiff muscles, diarrhea, gas, cramps, ulcer, sprain, heartburn, sunburn, rash, earache, body aches, insomnia, allergies, dry/watery eyes

**Adjectives:** dizzy, nauseous, constipated

Lesson 22

**Nouns:** wedding, graduation, reception, birthday, anniversary, celebration, party, invitation, refreshments

**Questions:** Would you like to ... ? Do you want to ... ? When ... ? Where ... ? What time ... ?

**Time phrases (review):** soon, next week, in a few days/weeks, tomorrow night

Lesson 22 HW

**Nouns:** announcement, funeral, condolences, best wishes, congratulations, gift, special occasion, engagement, bridal shower, baby shower, retirement

**Verbs:** invite, announce

**Places:** at the church, at the park, at the school

Lesson 23

**Adjectives:** tiring, long, boring, exciting, beautiful, lots of fun, bittersweet, strange

**Nouns:** wedding, reception, graduation, ceremony, bride, groom, gift

Lesson 23 HW

**Adjectives:** wonderful, amazing, awesome, surprising, strange, awful, frightening, horrible, creepy

**Activities:** got together, visited, watched fireworks, dressed up, chatted, danced

**Activities (wedding, reception):** walked down the aisle, toasted the bride and groom, threw the bouquet

## LESSON AND HOMEWORK (HW) VOCABULARY

## Lesson 24

**Future plans:** I want to . . . , I hope to . . . , I plan to . . . , I would like to . . . (get married, have children, move to . . . , buy a house, travel, get a job, get a raise, go to college, study engineering, get a degree)

**Areas of study:** business, education, chemistry, science, biology, engineering, math, English

## Lesson 24 HW

**Areas of study:** teacher, scientist, bank teller, cashier, salesperson, fisherman, architect, doctor, nurse, artist, photographer, restaurant owner, engineer, farmer, politician

## Lesson 25

## Review





ライン上で無料で入手できます。毎日 10 – 15 分、Duolingo を使って練習することが推奨されています。

- Speaking Partners に参加する。Speaking Partners は、Skype や Facetime などのビデオチャットを通して英語のネイティブスピーカーと週に一度話す機会を提供しています。
- 英語を練習するその他の活動の例としては、英語の映画やテレビ、ポッドキャストの視聴や、英語のラジオなどの音声のリスニングなどがある。クラスメートをはじめとする人々と英語の練習をすることもある。

### 『わたしの礎』

多くの地域では、EnglishConnect と併せて、『わたしの礎』というクラスが提供されています。『わたしの礎』は、霊的および物質的な自立につながる原則を学び、それに従って生活する助けとなります。この 20 分間のクラスは通常、一人のクラス会長により管理されます。クラス会長は、『わたしの礎』の教材にある原則に関する話し合いを進めるグループのメンバーを割り当てます。

## いつ、どこで、どのように学ぶか

### 学習のヒント

- 自分の学習習慣に最適な場所を選ぶ。
- 英語を勉強し練習するために、一日のうち決まった時間を取る。
- クラス外で練習できるよう、ネイティブスピーカーか、英語を学んでいる人を見つける。
- クラスの内外で、できるだけたくさん英語を話す。英語でどう言えばよいか分からない場合は、知っている単語を使って説明してみる。
- 新たに覚える単語のリストを作成する。このリストを頻繁に読み返す。フラッシュカードや単語帳を作ったりするとよい。
- インターネットにアクセスできる場合は、各リスニングセクションのビデオをオンラインで視聴することで毎週のレッスンを復習することができる。

新しい言語を学ぶということは、時間や忍耐、根気強さを要する過程を歩むということです。同時に胸躍る楽しいものにもなり得ます。EnglishConnect で英語を学び、練習することを決意してくださり、ありがとうございます。







# レッスン 1：導入のレッスン

## なぜわたしは英語を学ぶのでしょうか。

### ENGLISHCONNECT の紹介

#### 目的

1. EnglishConnect コースを英語の学習に役立てる方法を学ぶ。
2. 「英語の練習計画」の使い方を学ぶ。
3. クラスの依頼にこたえられるようになる。
4. クラスに依頼できるようになる。

#### あなたはなぜ英語を勉強しているのですか？

1. 英語を学んでいる理由を「はじめに」ページに書き込んだら、なぜ英語を学びたいと思っているかをパートナーに説明してください。自分の母国語で説明しても構いません。
2. この英語コースを受講中に達成したい目標を具体的に書いてください。例：「毎週新しい単語を 20 個学ぶ。」自分の母国語で説明しても構いません。

#### 目標

#### 何を勉強するか

「はじめに」にある「EnglishConnect 2 生徒用テキスト」および「英語の練習計画」の部分を読み、viii ページおよび ix ページにある「英語の練習計画」表を確認してください。英語の練習計画の中で分からない部分があれば質問してください。自分の母国語で説明しても構いません。

#### いつ、どこで、どのように勉強するか

**いつ、どこで、どのように**学ぶのがあなたにとって最適か考えてください。自分の考えを書き出し、自分の考えをパートナーに話してみましょう。自分の母国語で説明しても構いません。

時間（いつ）： \_\_\_\_\_

場所（どこで）： \_\_\_\_\_

方法（どのように）： \_\_\_\_\_

## WARM-UP

### Target Phrases

Please            Could you spell that, please?  
Thank you        Could you repeat that, please?

### Vocabulary

#### Nouns

desk            computer  
chair           screen  
board

#### Verbs

look at \_\_\_\_\_ repeat        quiet down        practice  
listen to \_\_\_\_\_ sit down        pay attention        say  
return to \_\_\_\_\_ stand up        focus                write

## LESSON CONVERSATION AND ACTIVITY

### Conversation

A = Instructor, B = Learner

**A:** Please quiet down and return to your seat.

**B:** OK.

**A:** Look at page 1 in your book. Listen to the sentence and then repeat: "I'm from Germany."

**B:** I'm from Germany.

### Activity

**Give commands to a partner.**

**A:** Please pay attention and look at the board.

**B:** OK. (partner looks at the board)

## WRAP-UP

### Summary

#### Now I can . . .

- 1. say how the EnglishConnect course can help me learn English.
- 2. tell someone how to use My English Practice Plan.
- 3. respond to classroom requests.
- 4. make classroom requests.

#### Now I know . . .

---

---

---

---

### Invitation to Act

Review and fill out My English Practice Plan this week. Make flash cards with the vocabulary words you don't know and practice them.

末日聖徒  
イエス・キリスト  
教会

