

---

# Help Your Children Succeed in School

Parent Guide

---



---

“Whatever principle of intelligence we attain unto in this life, it will rise with us in the resurrection.

“And if a person gains more knowledge and intelligence in this life through his diligence and obedience than another, he will have so much the advantage in the world to come.”

**Doctrine and Covenants 130:18–19**

Published by  
The Church of Jesus Christ of Latter-day Saints  
Salt Lake City, Utah

© 2021 by Intellectual Reserve, Inc.  
All rights reserved.  
Version: 2/21  
PD60012305 000  
Printed in the United States of America

# Contents

<b>Welcome</b>	<b>2</b>
<b>Topics</b>	
1: Education Is Important	3
2: Help Your Children Learn	7
3: We Are Children of God	11
4: Make Goals to Help Your Children Succeed	15
5: Learn Together at Home	19
6: Use Time Wisely	23
7: Help Children Practice Reading, Writing, and Mathematics	27
8: Help Children with Schoolwork at Home	31
9: Be a Part of Your Children's Education	35
Ways to Help Your Children Succeed in School and Feel Loved	39



# Help Your Children Succeed in School

## Welcome

This parent guide will help you learn how to help your children learn in school and at home.

Children learn from parents and teachers. They also learn through work, play, and the questions they ask. Families are very important and help children learn. When families support children in learning, children feel happy and good about themselves. They also want to learn more.

Talk with your family about the things you learn as you read this guide. Pray for help from Heavenly Father. Even if you do not have a lot of education, you can still help your children learn. The Lord will help you and your children learn together as you work, play, talk with each other, and read.

### How to Use This Guide

Parents can study this guide together, with their children, or with other parents. Church leaders can invite parents to meet and discuss the topics in this guide. Ministering brothers and sisters can also talk about the topics in this guide with the families they serve.

### How to Study Each Topic

Follow these steps as you study each topic in this guide:

1. Invite others to study the topic with you, or study the topic alone.
2. Think and talk about the questions.
3. Read and do the activity.
4. Think and pray about what you have learned.
5. Talk about what you have learned with your family.



# 1

## Education Is Important

### Questions to Talk About

1. Look at these pictures. What do you see?
2. How are the families learning together?
3. Why is education important?



# 1

## Education Is Important

---

### Learn

Education is part of God’s plan. In the scriptures it says, “Seek ye out of the best books words of wisdom; seek learning, even by study and also by faith” (Doctrine and Covenants 88:118). As we learn and grow, we will learn more about God’s plan for us.

Jesus Christ is an example of a great learner. The scriptures teach us that Jesus “increased in wisdom” (Luke 2:52). Heavenly Father will bless you and help you learn. He will bless your children as they learn and follow the example of Jesus.

President Gordon B. Hinckley taught that “education is the key that will unlock the door of opportunity” (“Let Virtue Garnish Thy Thoughts Unceasingly,” *Liahona*, May 2007, 116). This means that education can help you and your children learn new skills. It can help you teach others and take care of your family.



### Think and Pray

Think and pray about what you have learned. Write down any thoughts you have or ideas that come from the Holy Ghost. What do you think the Lord wants you to do?

---

---

---

# 1

## Education Is Important

### Activity

Look at the pictures below. Think and talk about what the people are doing in each picture. How do you think learning and education help the people in these pictures?



**Talk with Your Family**

Talk with your family about what you have learned. Discuss the questions below. Ask your family members to share their ideas and listen to each other.

- How can following the example of Jesus help you in school?
- How can education help you in your life?
- What can we do as a family to help each other learn and grow?





# 2

## Help Your Children Learn

### Questions to Talk About

1. Look at these pictures. What do you see?
2. How are the mothers teaching their children in these pictures?
3. What is one thing you do to teach your children?



### Learn

Parents care for their children in many ways. You bless your children every day by helping them learn. When children learn, they feel good about themselves and want to learn more.

Other people can help your children learn, but parents are children's first and best teachers. You can help your children know that they become more like our Heavenly Father and His Son, Jesus Christ, as they learn.

Your children see what you do. When they see that you make time to learn, they will know that education is important. There are many ways you can continue to learn:

- Study the scriptures.
- Read books.
- Talk with people about news around you and in the world.
- Get more training to do your work better.
- Get more formal education.
- Learn new skills.



### Think and Pray

Think about what you have learned. Write down any thoughts you have or ideas that come from the Holy Ghost. What do you think the Lord wants you to do? How can you set an example for your children by continuing to learn?

---

---

---

# 2

## Help Your Children Learn

### Activity

How can you help each member of your family learn? Ask your family members what they want to learn and how you can help them. Write their answers below.

Family Members	What Do They Want to Learn?	How Can You Help Them?
<b>Example</b> <i>Derek (son)</i>	<i>-Pass exam so he can go to high school</i> <i>-Learn English better</i>	<i>-Learn the exam dates</i> <i>-Review schoolwork at home</i> <i>-Speak English in our home</i>

**Talk with Your Family**

Talk with your family about what you have learned. Discuss the questions below. Ask your family members to share their ideas and listen to each other.

- How does learning help us become more like our Heavenly Father?
- How can we help all family members learn and continue in their education?



# 3

## We Are Children of God

### Questions to Talk About

1. Look at these pictures. What do you see?
2. What can you do to help your children know they are children of God?
3. How can knowing that they are children of God help your children succeed in school?



**Learn**

Teach your children that we are children of God. We all can become like Him as we learn and grow. Help your children understand they can succeed in school because they are children of God. The ideas below will help your children succeed in school:

**Focus on School**

Help your children go to school and be on time. They should try to go to school every day and prepare for important exams.

**Try Your Best**

Teach your children to try their best and not give up when things get hard.

**Be Obedient**

Teach your children to obey the commandments, their parents, and the school rules. They will be blessed because they are obedient.

**Ask for Help**

Teach your children to ask for help and learn from others. Pray with them when they do not understand how to do something.

**Talk Together**

Talk with your children, and let them know they can come to you for help. Ask them about things that are hard for them. Work together to solve problems.

**Believe in Yourself**

Help your children believe in themselves and think good thoughts. When children think good thoughts about themselves, they feel like they can succeed.

**Think and Pray**

Think about what you have learned. Write down any thoughts you have or ideas that come from the Holy Ghost. What do you think the Lord wants you to do? What can you do to help your children succeed in school?

---

---

---

# 3

## We Are Children of God

---

### Activity

We are children of God, and He loves us. He loves you and your family. Think about the way God sees every member of your family. In the space below, write a few words or draw pictures to show one or two good things about each person in your family. Share these things with your family.

#### Examples

Kofi: 

*Priscilla is kind.*

*Fehi is happy.*

*Sione is a hard worker.*

---

Draw your pictures and write your words in the space below:

---

**Talk with Your Family**

Talk with your family about what you have learned. Discuss the questions below. Ask your family members to share their ideas and listen to each other.

- How does knowing how God sees and loves His children help us in our lives?
- How can knowing you are a child of God help you succeed in school?





# 4

## Make Goals to Help Your Children Succeed

### Questions to Talk About

1. Look at these pictures. What do you see?
2. Why is having goals important?
3. How do you feel when you complete a goal you have made?



# 4

## Make Goals to Help Your Children Succeed

### Learn

If you want to solve a problem or do something, you need to decide how you will do it. This is called making a goal. Helping your children learn to make goals will help them succeed.

You and your children can make a goal in four easy steps:

1. Discover
2. Plan
3. Act
4. Reflect

Look at the example below to see how the steps can help you and your children make goals.

#### 1. Discover:

*What do you need to improve or change?*

My daughter is having a hard time in math. She asked me for help, but I am not good at math.

#### 2. Plan:

*What steps do you need to take?*

I will talk to her teacher and other parents about ways to help my daughter with math.

#### 3. Act:

*Do you need more help?*

I prayed for help. I felt like I should talk with a member in my ward who is a teacher. She said she will tutor my daughter. We set a time for them to meet each week.

#### 4. Reflect:

*What did you learn? Do you need to make a new goal or continue this goal?*

I need to check in daily with my daughter to see how she is doing on her math assignments and review her notes.

### Think and Pray

Think about what you have learned. Write down any thoughts you have or ideas that come from the Holy Ghost. What do you think the Lord wants you to do? How can you set an example for your children by making and completing goals?

---

---

---

# 4

## Make Goals to Help Your Children Succeed

### Activity

Think about something you want to improve or change. Use the first two steps to make a goal.

After you do your plan, come back to this activity and complete the next two steps:

**1. Discover:**

*What do you need to improve or change?*

**2. Plan:**

*How will you improve or make the change? What steps do you need to take?*

**3. Act:**

*How has faith in Jesus Christ helped you reach your goal? Do you need more help?*

**4. Reflect:**

*What did you learn? Do you need to make a new goal or continue this goal?*

# 4

## Make Goals to Help Your Children Succeed

### Talk with Your Family

Talk with your family about what you have learned. Ask your family members to share their ideas and listen to each other.

- Help your children make goals. Pray together to know what they should do.
- Write each child's goal below. Talk about how you will help each child reach his or her goal.

---

---

---



# 5

## Learn Together at Home

### Questions to Talk About

1. Look at these pictures. What do you see?
2. How do children learn by working and playing together?
3. What do you do with your children in addition to school that helps them learn?



**Learn**

Families can make homes places where the Holy Ghost can help them learn. They can talk about Jesus Christ and try to be more like Him. You can do many things to invite the Holy Ghost into your home and to keep your family strong. You can pray and read the scriptures as a family every day, live the gospel, and serve others.

When the Holy Ghost is in your home, your family will treat each other with kindness and love. When your children feel loved, they will feel the support they need to be successful.

These things will help your home be a place of love and learning:

- Be patient.
- Try not to get angry.
- Spend time together.
- Have fun.
- Listen carefully.
- Praise your children as they try to learn.
- Use kind words.



**Think and Pray**

Think about what you have learned. Write down any thoughts you have or ideas that come from the Holy Ghost. What do you think the Lord wants you to do? What things can you do to have or show more love in your home?




---

---

---

**Activity**

Think about things that will help your home be filled with love. Write two or three ideas of things that we see, hear, and feel if our homes are filled with love.

 <b>What do you see when you look around your home?</b>	 <b>What do you hear family members saying to each other?</b>	 <b>What do family members feel when they are at home?</b>
<ul style="list-style-type: none"> <li>▪ Example: People helping each other.</li> </ul>	<ul style="list-style-type: none"> <li>▪ Example: Kind words.</li> </ul>	<ul style="list-style-type: none"> <li>▪ Example: They feel loved.</li> </ul>

Help your children when things are hard for them. Here is an example of how you could show love if your daughter was having a hard time:

Your daughter took her big exam. She worked very hard. But she got a poor score and is sad. Now she will have to take the exam again in six months. You will also have to pay the exam fee again.

This is a hard thing. You and your daughter both feel sad. Here are some things you can say to her to show her love:

- I love you. I know you worked very hard. I am here for you.
- I am sad you didn't receive a high exam score. I know you feel bad too. What can I do to help you?

# 5

## Learn Together at Home

### Talk with Your Family

Talk with your family about what you have learned. Discuss the questions below. Ask family members to share their ideas and listen to each other.

- What can we do as a family to have the Holy Ghost in our home more?
- How can we show more love and respect to each other?
- How can love in our home help us all learn?





# 6

## Use Time Wisely

### Questions to Talk About

1. Look at these pictures. What do you see?
2. What things in your life are most important?
3. How can you use more time doing things that are important to you and your family?



# 6

## Use Time Wisely

---

### Learn

Time is a gift from Heavenly Father. We should think carefully about how we use our time. There are many ways to use time each day. We work, play, make food, pray, do chores, study, and do many other things. We must choose the best ways to use our time.

Make a plan to help you use your time well. Think about what you have to do each day. What things are most important? What things are not as important? Plan to do the most important things first. Use less time on things that are not important and that do not help you and your family reach your goals.

You and your family can talk together often about what is important. You can make a plan to help each other use your time wisely.

### Think and Pray

Think about what you have learned. Write down any thoughts you have or ideas that come from the Holy Ghost. What is most important in your life? What is one way you can use more time to do things that are most important in your life?

---

---

---



# 6

## Use Time Wisely

---

### Activity

There are many ways we use our time. Here are some things you may do each day:

---

Read scriptures

Pray

Help your children learn

Watch TV

Be on your phone

Make food

Go to the market

Clean the house

Work

Do your church calling

Play

Study

---

You also do other things each day. Think about all of the things you do.

---

What are two or three things that you want to use **more time** on?

---

What are two or three things that you want to use **less time** on?

---

**Talk with Your Family**

Talk with your family about what you have learned. Discuss the questions below. Ask your family members to share their ideas and listen to each other.

- What things are most important to our family?
- What can we do as a family to better use our time doing things that are important to us?
- How can we help each other use our time well?



# 7

## Help Children Practice Reading, Writing, and Mathematics

### Questions to Talk About

1. Look at these pictures. What do you see?
2. How do you think the children feel about learning?
3. How do you help your children learn every day?



## Learn

Children learn many things at school. They can practice at home to help them remember what they have learned. Here are some ways to help your children practice reading, writing, and mathematics every day:

### Reading

Reading is a very important way children learn. Parents can help their children understand how reading will help them in school and in their lives. Children can learn to read better by reading to themselves or out loud to others every day. You can ask your children to read to you while you make food or work in your home. You can also ask them to read words or verses in the scriptures. Older children can read to their younger brothers and sisters.



### Writing

Writing can help children think and learn. As they write, children are able to share their ideas and use new words. You can ask your children to write a little every day. Some children like writing stories. Others like writing about things that happen to them. Ask your children to read what they write to you.



### Mathematics

Learning mathematics skills is very important. These skills are used in building, cooking, and other parts of everyday life. Many children think mathematics is hard. But it doesn't have to be. You can help your children learn mathematics every day. Ask your children to count money or pay for things at the market. Ask them to count things at home or when you cook food. This will help them think about numbers and how they use mathematics every day.



**Think and Pray**

Think about what you have learned. Write down any thoughts you have or ideas that come from the Spirit. How are you helping your children practice reading, writing, and mathematics every day?

---






---



---

**Activity**

Look at the lists below. Draw a check mark (✓) in the box next to the things you would like to do with your children.

 <b>Reading at Home</b> With your children:	 <b>Writing at Home</b> Ask your children to:	 <b>Mathematics at Home</b> With your children:
<ul style="list-style-type: none"> <li><input type="checkbox"/> Read a book out loud.</li> <li><input type="checkbox"/> Read the labels of things.</li> <li><input type="checkbox"/> Take turns reading the scriptures.</li> <li><input type="checkbox"/> Read signs along roads.</li> <li><input type="checkbox"/> Say the names of letters they see.</li> </ul>	<ul style="list-style-type: none"> <li><input type="checkbox"/> Draw pictures and tell you about them.</li> <li><input type="checkbox"/> Write letters.</li> <li><input type="checkbox"/> Write stories.</li> <li><input type="checkbox"/> Write names of family members.</li> <li><input type="checkbox"/> Write in a journal.</li> </ul>	<ul style="list-style-type: none"> <li><input type="checkbox"/> Count things at the market.</li> <li><input type="checkbox"/> Measure food items while cooking.</li> <li><input type="checkbox"/> Add and subtract numbers.</li> <li><input type="checkbox"/> Practice a math problem together.</li> <li><input type="checkbox"/> Read the time on a clock.</li> </ul>

**Talk with Your Family**

Talk with your family about what you have learned. Discuss the questions below. Ask your family members to share their ideas and listen to each other.

- What things are you learning in school?
- How can we help each other read and write every day?
- How can we help each other do mathematics every day?





# 8

## Help Children with Schoolwork at Home

### Questions to Talk About

1. Look at these pictures. What do you see?
2. How do you help your children with their schoolwork at home?
3. Who can help if your children's schoolwork is too hard for you to help?



## Learn

Sometimes what your children learn in school is very hard for you to understand and help with. It is OK if you do not know everything. There are still many things you can do to help your children in school.

### Schoolwork

Teach your children to work on their schoolwork every day. If your children have schoolwork that they need to finish at home, help them work on it. You can help your children make a plan to finish their schoolwork on time. It can help if children have a quiet time and place to study at home. You can help your children ask a teacher, friend, or another adult for help if their schoolwork is too hard.

### Exams

Ask your children if they understand what they are learning. Ask them what they need to know for the exams. If they need help, you can talk to their teachers or have them ask their teachers for help.

You can help your children study for exams by having them answer past exam questions. You can also pray together for help. Try to give your children food and water before they take exams so they can think well and not be hungry. Tell your children that you believe in them and that you love them even if they do not do well on their exams.



**Think and Pray**

Think about what you have learned. Write down any thoughts you have or ideas that come from the Holy Ghost. How can you help your children do their schoolwork and study for exams?

---





---



---

**Activity**

Look at the lists below. Draw a check mark (✓) in the box next to the things you would like to do with your children.

 <b>Schoolwork at Home</b>	 <b>Exam Preparation</b>
<ul style="list-style-type: none"> <li><input type="checkbox"/> Ask your children what they are learning.</li> <li><input type="checkbox"/> Help with your children's schoolwork.</li> <li><input type="checkbox"/> Try to find a time and place for your children to study.</li> <li><input type="checkbox"/> Ask your children when their schoolwork must be given to their teachers.</li> <li><input type="checkbox"/> If they need help, have your children ask a friend or a teacher for help.</li> <li><input type="checkbox"/> Pray to know how to help your children.</li> </ul>	<ul style="list-style-type: none"> <li><input type="checkbox"/> Ask your children if they understand what they are learning.</li> <li><input type="checkbox"/> Ask your children what they need to know for their exams.</li> <li><input type="checkbox"/> Have your children study past exam questions.</li> <li><input type="checkbox"/> Give your children food and water before they take an exam.</li> <li><input type="checkbox"/> Tell your children you love them even if they do not do well on their exams.</li> </ul>

**Talk with Your Family**

Talk with your family about what you have learned. Discuss the questions below. Ask your family members to share their ideas and listen to each other.

- How can we help family members with their schoolwork?
- What can we do to help family members study for their exams?
- Where can family members study at home?



# 9

## Be a Part of Your Children's Education

### Questions to Talk About

1. Look at these pictures. What do you see?
2. How can you be a part of your children's education?
3. How can your children ask their teachers for help if they do not understand?



## Learn

You can talk with your children, work with them, play with them, read with them, and listen to them. This will help your children feel loved. You can also ask them what they are learning in school. Ask them what is easy for them. Ask them what is hard. Ask them how they feel about their teachers. If you think it could help your children, ask their teachers if you can speak with them.

Teachers often like it when parents talk to them and ask them how they can help their children do well in school.

Before you meet with your children's teachers, write down the questions you want to ask them. Here are some things you can do:

1. Thank the teachers for teaching your children.
2. Ask the teachers how your children are doing in their classes.
3. Ask the teachers how you can help your children do better in school.
4. Ask the teachers if there are important dates that you should know.

If you cannot meet with the teachers, you may be able to connect with them in one or more of these ways:

- Send a text message.
- Send an email.
- Have a phone conversation.
- Write a letter.

There are many people who help your children learn every day. Think of other people you can talk to about your children's learning.



**Think and Pray**

Think about what you have learned. Write down any thoughts you have or ideas that come from the Holy Ghost. How can talking with other people about your children's learning help your children in school?

---

---

---

**Activity**

Write down three things you would like to ask or talk about with your children's teachers or other people who help your children learn.

---

---

---

**Talk with Your Family**

Talk with your family about what you have learned. Discuss the questions below. Ask family members to share their ideas and listen to each other.

- Who are people in our lives who help us learn?
- How can others help each family member in school?





## Ways to Help Your Children Succeed in School and Feel Loved

- Teach and show your children that learning helps them become more like Jesus Christ.
- Help your children know they are children of God who can learn and grow.




- Talk to your children with love and kindness, and help them keep trying.
- Tell your children you believe in them and always love them.



- Set goals with your children to help them use their time wisely.
- Help your children practice reading, writing, and mathematics every day.



- Help your children study for school and exams.
- Speak with your children's teachers and others who help them learn.



# 9

## Be a Part of Your Children's Education

Write some of the most important things you have learned from this guide.

---

---

---

---

---

---


---

---





"The calling to be a parent includes the gift to teach in ways that are right for you and for your children" (Robert D. Hales, "'Come, Follow Me' by Practicing Christian Love and Service," *Liahona*, Nov. 2016, 23).



THE CHURCH OF  
JESUS CHRIST  
OF LATTER-DAY SAINTS