


# BAPTISM


## Memory Book

Make a book to help you remember your baptism. If you haven't been baptized yet, you can make your book about what it will be like when you are baptized.



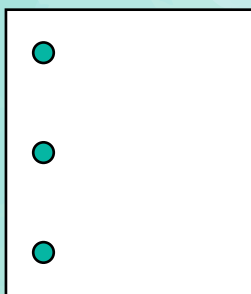
1.

Cut two pieces of paper in half. Add more pieces of paper if you want a longer book.



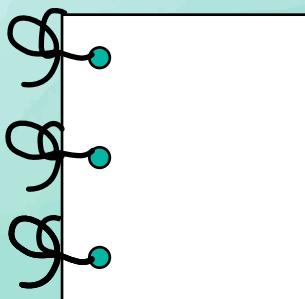
2.

Stack the papers and fold them in half.



3.

Poke three holes along the fold of the papers.



4.

Tie a piece of string through each hole.



### IDEAS FOR YOUR BOOK

Now you're ready to fill your book with memories of your baptism! Here are some ideas:

- A drawing or photo of your baptism
- Your testimony
- How you prepared for your baptism
- Who baptized and confirmed you
- How you felt when you were baptized
- How you will keep your baptism covenants